



**MCPS RADON TESTING – EXECUTIVE SUMMARY**

Site Name	Gaithersburg High School
Date of Test Report	2/20/2023
Round of Testing	Initial Follow-up Post Remediation 2 Year Testing 5 Year Testing HVAC Upgrade Window Replacement New Addition New Facility
# Rooms Tested	150
# Rooms Re-tested	5
# Rooms $\geq$ 4.0 pCi/L	0
Lowest Value	<0.3 pCi/L
Highest Value	3.2 pCi/L

Project Status:

1. Initial testing completed;
2. Missing or compromised samples need re-test.
3. Retesting Completed 1/31/23 – 2/3/23.
4. 5-Year Testing Completed.



February 20, 2023

Mr. Brian Croyle  
Environmental Specialist  
Montgomery County Public Schools  
Gaithersburg, MD 20879

Re: **Radon Testing Services**  
KCI Job # 122210551

Location: Fox Chapel Elementary School  
19315 Archdale Road  
Germantown, MD 20876

Dear Mr. Croyle:

KCI Technologies, Inc. (KCI) is pleased to submit the following report to Montgomery County Public Schools (MCPS) pursuant to completing a “short-term” 3 day radon test for the Beall Elementary School, located at 451 Beall Avenue in Rockville, Maryland 20850 (subject site).

**Scope of Services:**

KCI conducted radon testing at the subject site to evaluate indoor radon levels relative to the USEPA's recommended action level of 4.0 picocuries per Liter (pCi/L) - the level at which EPA recommends that schools take action to reduce the level. KCI conducted the radon testing in accordance with American Association of Radon Scientists and Technologists (AARST) *Protocol for Conducting Measurements of Radon and Radon Decay Products in Schools and Large Buildings*. A National Radon Proficiency Program (NRPP) Radon Measurement Specialist (certification #111004 RT) supervised the testing. Additional information on radon management and the health effects of radon exposure is available from <https://www.montgomeryschoolsmd.org> or [www.epa.gov/radon](http://www.epa.gov/radon).

KCI visited the site initially on December 5, 2022 and deployed sixty-six (66) activated charcoal (AC) radon test kits. KCI deployed radon test kits in all frequently-occupied ground contact rooms, and other areas, (if applicable) in accordance with AARST guidance.

KCI returned to the site on December 8, 2022 to retrieve initial testing radon sampling test kits. KCI shipped all radon tests via overnight delivery to Airchek, Inc. for analysis by gamma-ray spectroscopy. Airchek, Inc. is a NRSB certified analytical laboratory for radon analysis (certification # ARL1402) located at 1936 Butler Bridge Road, Mills River, North Carolina.

KCI re-visited the site on January 31, 2023 to deploy (8) activated charcoal (AC) radon test kits for testing of missed rooms or compromised test kits during initial testing.

KCI returned to the site on February 3, 2023 to retrieve the radon re-sampling test kits. KCI shipped all radon tests via overnight delivery to Accustar Labs – MA for analysis by gamma-ray spectroscopy. Accustar Labs – MA is a NRSB certified analytical laboratory for radon analysis (certification #ARL0017) located at 2 Saber Way, Ward Hill, MA 01835.

A floor plan map of the building with the test locations is included as Attachment A of this report.

As a quality control measure, KCI also included duplicate samples, field blanks, lab transit blanks, and office blanks in accordance with AARST recommendations. In addition, KCI submitted test kits to Bowser-Morner, Inc. as spike samples. The spiked tests were exposed to a known radon concentration by Bowser-Morner prior to being returned to the laboratory for analysis.

### **Evaluation of Testing Conditions:**

These tests represent:

- Follow up to initial testing.

These tests were conducted to:

- Evaluated radon concentrations at the facility.

According to AARST, *Protocol for Conducting Measurements of Radon and Radon Decay Products in Schools and Large Buildings*, ideal testing conditions would be when the building is fully occupied and the heating system is active. For this test, the facility's HVAC system was operating in heating mode; therefore, KCI concludes that this test was conducted during ideal testing conditions.

KCI recorded observations of the following conditions in each room during the time of deployment and collection of the radon test kits:

- Indoor temperature,
- HVAC Operation,
- Dehumidifier operation,
- Humidifier operation,
- Ceiling fan operation, and
- Open windows or doors.

KCI also compiled weather data for the testing period and conducted observations of relevant field conditions. During the initial test period, weather records indicate low temperatures were in the 20s°F and high temperatures ranged to the mid-50s°F. Maximum sustained winds ranged from 0-12 miles per hour. Average humidity was around 75% with .04 inches of precipitation (rain) was recorded during testing period.

During the re-testing period, weather records indicate low temperatures were in the mid-20s°F and high temperatures ranged to the low 40s°F. Maximum sustained winds ranged from 0-21 miles per hour. Average humidity was around 70% with .18 inches of precipitation (rain) was recorded during testing period.

**Results:**

The sampling locations and analytical results are listed on Table 1 (Attachment B). The quality control sample locations and analytical results are listed on Table 2 (Attachment B). Sampling locations and associated test kit identification numbers and relevant field observations are listed on Table 3 (Attachment B). The laboratory analytical results are included in Attachment C. Laboratory results and exposure data for the spike samples are also included in Attachment C.

The results of the radon test analysis indicated the following:

Radon Concentration	Room	Result
≥4.0 pCi/L	None	N/A
<4.0 pCi/L	See Attachment B	

The results of the radon re-testing analysis indicated the following:

Radon Concentration	Room	Result
≥4.0 pCi/L	None	N/A
<4.0 pCi/L	See Attachment B	

Quality Control Samples	
Results of Blank Canisters:	The office blanks, and lab transit blanks had test results of less than the laboratory detection limit of 0.3 pCi/L.
Adequate Laboratory Precision?	Review of the duplicate sample analysis indicates that adequate laboratory measurement precision was achieved.
Spike Sample Analysis:	The Spike Sample analysis results indicate the laboratory is operating within statistical control limits.

Our professional services have been performed in accordance with customary principles and practices in the field of industrial hygiene and engineering. If you have any questions or comments regarding this report, please feel free to contact me at (410) 891-1769.

Sincerely,



Tyler P. McCleaf  
Radon Measurement Provider  
#111004 RT  
KCI Technologies, Inc.

Attachments:   A- Floor Plan with Test Locations  
                  B- Table 1-3, Radon Test Summary Spreadsheets  
                  C- Laboratory Analytical Results

# ATTACHMENT A

## Floor Plan With Test Locations

# ATTACHMENT B

## Radon Test Summary Spreadsheet

**Table Notes:**

AC- Activated Charcoal

ACI- Air Check, Inc.

D- Duplicate

FB- Field Blank

KCI- KCI Technologies, Inc.

OB- Office Blank

PM- Project Manager

OC- Quality Control

Table 1- Radon Testing Results		
Gaithersburg HS		
Test Period: 12/19/2022 - 12/22/2022		
Kit Number	Room / Area	Result
11286998	1000	< 0.3
11284806	1001	< 0.3
11284826	1002	< 0.3
11284842	1015	< 0.3
11284839	1017	< 0.3
11284849	1017	< 0.3
11284931	1018	1.3
11284933	1018	1.3
11284985	1026	1.2
11286897	1027	< 0.3
11284801	1030	< 0.3
11284803	1032	< 0.3
11284804	1032	< 0.3
11284802	1032	< 0.3
11284986	1034	0.8
11286999	1035	0.6
11286898	1037	< 0.3
11284979	1038	1.4
11284993	1040	0.7
11284994	1046	1.2
11284995	1048	0.8
11286899	1050	0.6
11286900	1050	< 0.3
11284956	1063	< 0.3
11284926	1067	< 0.3
11284934	1069	< 0.3
11284950	1071	< 0.3
11284940	1075	< 0.3
11284941	1075	1.2
11284947	1077	< 0.3
11284948	1077	< 0.3
11284914	1078	0.6
11284957	1080	< 0.3
11284949	1082	0.6
11284929	1083	2.1
11284928	1087	2.7
11284930	1090	0.6
11284945	1090	< 0.3
11284946	1090	< 0.3
11284943	1091	0.7
11284906	1092	< 0.3
11284911	1092	< 0.3



Table 1- Radon Testing Results		
Gaithersburg HS		
Test Period: 12/19/2022 - 12/22/2022		
Kit Number	Room / Area	Result
11284944	1095	0.9
11284937	1102	< 0.3
11284999	1104	< 0.3
11284997	1106	< 0.3
11284978	1107	< 0.3
11284998	1110	< 0.3
11284977	1111	0.8
11284996	1112	0.8
11284991	1113	0.8
11284992	1114	< 0.3
11285000	1115	< 0.3
11286896	1117	0.9
11284987	1118	0.7
11284988	1118	1.3
11284938	1120	< 0.3
11284951	1120	0.6
11284963	1122	0.6
11284982	1123	1.5
11284960	1124	< 0.3
11284983	1125	< 0.3
11284984	1125	1.1
11284972	1126	< 0.3
11284964	1129	< 0.3
11286880	1131	< 0.3
11284967	1134	< 0.3
11284952	1137	< 0.3
11284966	1138	0.8
11284965	1142	0.6
11284959	1144	< 0.3
11286890	1144	< 0.3
11286893	1144	< 0.3
11284971	1149	< 0.3
11284981	1152	< 0.3
11284968	1153	0.6
11284974	1153	< 0.3
11284973	1154	< 0.3
11284954	1156	< 0.3
11284989	1157	< 0.3
11284990	1157	< 0.3
11284975	1158	< 0.3
11284961	1160	< 0.3
11284962	1161	< 0.3

Table 1- Radon Testing Results		
Gaithersburg HS		
Test Period: 12/19/2022 - 12/22/2022		
Kit Number	Room / Area	Result
11284976	1162	< 0.3
11284807	2027	0.7
11284805	2066	< 0.3
11284809	2066	< 0.3
11284810	2070	< 0.3
11284812	2074	< 0.3
11284811	2079	< 0.3
11284817	2084	< 0.3
11284818	2092	< 0.3
11284834	3005	< 0.3
11284910	1000A	< 0.3
11284909	1000B	< 0.3
11284908	1000C	< 0.3
11284907	1000D	0.8
11284915	1000E	< 0.3
11284917	1000H	< 0.3
11284916	1000J	< 0.3
11286996	1000K	< 0.3
11284901	1000M	0.6
11284902	1000M	< 0.3
11284927	1000P	< 0.3
11284923	1000R	< 0.3
11284925	1000S	0.6
11284924	1000V	< 0.3
11286887	1000W	0.8
11286989	1000Y	0.7
11284815	1001A	< 0.3
11284822	1001B	0.7
11284821	1001C	< 0.3
11284838	1001D	< 0.3
11284816	1001E	< 0.3
11284829	1001F	< 0.3
11284814	1001G	< 0.3
11284855	1001H	< 0.3
11284858	1001J	< 0.3
11284857	1001K	< 0.3
11284856	1001L	< 0.3
11284830	1001M	< 0.3
11284843	1001R	< 0.3
11284844	1001R	< 0.3
11284848	1001R	< 0.3
11284847	1001S	0.8

Table 1- Radon Testing Results		
Gaithersburg HS		
Test Period: 12/19/2022 - 12/22/2022		
Kit Number	Room / Area	Result
11284825	1002A	0.9
11284841	1015A	< 0.3
11284832	1015B	< 0.3
11284836	1015C	< 0.3
11284828	1015E	< 0.3
11284833	1015E	< 0.3
11284835	1015E	< 0.3
11284827	1015I	< 0.3
11284819	1015J	< 0.3
11284820	1015K	< 0.3
11284840	1015N	< 0.3
11284823	1015Q	< 0.3
11284831	1015R	< 0.3
11284850	1017A	1.1
11284824	1017B	0.7
11286888	1020A	2.0
11284913	1029C	< 0.3
11284942	1075 DARK ROOM	0.6
11284922	1080A	< 0.3
11284955	1082A	< 0.3
11284936	1087B	2.1
11284935	1090A	< 0.3
11286874	1090A	< 0.3
11284958	1090E	< 0.3
11284905	1090F	< 0.3
11284919	1092A	< 0.3
11284920	1092C	< 0.3
11284921	1092E	< 0.3
11284980	1117A	1.7
11284808	AUDITORIUM	< 0.3
11284813	AUDITORIUM	< 0.3
11284837	AUDITORIUM	< 0.3
11286871	BOYS LOCKER ROOM	3.2
11286997	BOYS PE OFFICE	2.1
11284969	CAFETERIA	< 0.3
11284970	CAFETERIA	< 0.3
11286879	GIRLS LOCKER ROOM	2.4
11284918	GYM	N/A
11284932	GYM	< 0.3
11284953	KITCHEN OFFICE	< 0.3
11284903	MAIN GYM	< 0.3
11284904	MAIN GYM	< 0.3

Table 1- Radon Testing Results		
Gaithersburg HS		
Test Period: 12/19/2022 - 12/22/2022		
Kit Number	Room / Area	Result
11286850	MAIN GYM	< 0.3
11286992	MAIN GYM	< 0.3
11284863	STAGE	< 0.3
11286991	WEIGHT ROOM	< 0.3
11284939	YOGA ROOM	< 0.3

Table 2- Radon Testing Results			
Gaithersburg HS			
Test Period: 12/19/22 - 12/22/22			
Kit Number	QC Type	Room / Area	Result
11284839	D	1017	< 0.3
11284803	D	1032	< 0.3
11284802	FB	1032	< 0.3
11284940	D	1075	< 0.3
11284947	FB	1077	< 0.3
11284945	D	1090	< 0.3
11284906	D	1092	< 0.3
11284987	D	1118	0.7
11284938	D	1120	< 0.3
11284984	D	1125	1.1
11286890	D	1144	< 0.3
11286893	FB	1144	< 0.3
11284968	D	1153	0.6
11284990	FB	1157	< 0.3
11284805	D	2066	< 0.3
11284902	D	1000m	< 0.3
11284844	D	1001r	< 0.3
11284848	FB	1001r	< 0.3
11284835	D	1015e	< 0.3
11284935	FB	1090a	< 0.3
11284837	D	Auditorium	< 0.3
11286992	D	Main gym	< 0.3
11286850	FB	Main gym	< 0.3
11288518	OB	OFFICE BLANK	< 0.3
11287685	TB	TRAVEL BLANK	< 0.3

Summary of Missed Locations Gaithersburg HS Test Period: 12/19/22 - 12/22/22		
Kit Number	Room/Area	Result
N/A	1001U	N/A
N/A	1000Q	N/A
N/A	1136	N/A
N/A	1160	N/A

Summary of Missing, Compromised and $\geq 4$ p/C/L Tests Gaithersburg HS Test Period: 12/19/22 - 12/22/22		
Kit Number	Room/Area	Result
11284918	GYM	Missing

Table Note:  
\* Missing or Compromised Sample

Table 1- Radon Testing Results		
Gaithersburg HS RT		
Test Period: 01/31/2023 - 02/03/2023		
Kit Number	Room / Area	Result
11288290	1136	< 0.3
11288297	1160	0.5
11288275	1000Q	< 0.3
11288286	1000Q	< 0.3
11288287	1000Q	< 0.3
11288293	1001U	< 0.3
11288292	GYM	0.8
11288299	GYM	1.1

Table 2- Radon Testing Results			
Gaithersburg HS RT			
Test Period: 01/31/23 - 02/03/23			
Kit Number	QC Type	Room / Area	Result
11288287	D	1000Q	< 0.3
11288275	FB	1000Q	< 0.3
11634990	OB	OFFICE BLANK	< 0.3
11634991	TB	TRAVEL BLANK	< 0.3



Summary of Missed Locations		
Gaithersburg HS RT		
Test Period: 01/31/23 - 02/03/23		
Kit Number	Room/Area	Result
	N/A	

Summary of Missing, Compromised and $\geq 4$ piC/L Tests		
Gaithersburg HS RT		
Test Period: 01/31/23 - 02/03/23		
Kit Number	Room/Area	Result
	N/A	

Table Note:  
 \* Missing or Compromised Sample

# ATTACHMENT C

## Laboratory Analytical Results

Radon test result report for:  
**GAITHERSBURG HS**  
**1**

Kit #	Room Id	Started	Ended	pCi/L	Analyzed
11284806		2022-12-19 @ 2:00 pm	2022-12-22 @ 11:00 am	< 0.3	2022-12-28
11286998	1000	2022-12-19 @ 9:00 am	2022-12-22 @ 8:00 am	< 0.3	2022-12-28
11284910	1000A	2022-12-19 @ 9:00 am	2022-12-22 @ 8:00 am	< 0.3	2022-12-28
11284909	1000B	2022-12-19 @ 9:00 am	2022-12-22 @ 8:00 am	< 0.3	2022-12-28
11284908	1000C	2022-12-19 @ 9:00 am	2022-12-22 @ 8:00 am	< 0.3	2022-12-28
11284907	1000D	2022-12-19 @ 9:00 am	2022-12-22 @ 8:00 am	0.8 ± 0.5	2022-12-28
11284915	1000E	2022-12-19 @ 9:00 am	2022-12-22 @ 8:00 am	< 0.3	2022-12-28
11284917	1000H	2022-12-19 @ 9:00 am	2022-12-22 @ 8:00 am	< 0.3	2022-12-28
11284916	1000J	2022-12-19 @ 9:00 am	2022-12-22 @ 8:00 am	< 0.3	2022-12-28
11286996	1000K	2022-12-19 @ 9:00 am	2022-12-22 @ 8:00 am	< 0.3	2022-12-28
11284902	1000M	2022-12-19 @ 9:00 am	2022-12-22 @ 8:00 am	< 0.3	2022-12-28
11284901	1000M	2022-12-19 @ 9:00 am	2022-12-22 @ 8:00 am	0.6 ± 0.5	2022-12-28
11284927	1000P	2022-12-19 @ 9:00 am	2022-12-22 @ 8:00 am	< 0.3	2022-12-28
11284923	1000R	2022-12-19 @ 9:00 am	2022-12-22 @ 8:00 am	< 0.3	2022-12-28
11284925	1000S	2022-12-19 @ 9:00 am	2022-12-22 @ 8:00 am	0.6 ± 0.5	2022-12-28
11284924	1000V	2022-12-19 @ 9:00 am	2022-12-22 @ 8:00 am	< 0.3	2022-12-28
11286887	1000W	2022-12-19 @ 9:00 am	2022-12-22 @ 8:00 am	0.8 ± 0.5	2022-12-28
11286989	1000Y	2022-12-19 @ 9:00 am	2022-12-22 @ 8:00 am	0.7 ± 0.5	2022-12-28
11284815	1001A	2022-12-19 @ 2:00 pm	2022-12-22 @ 11:00 am	< 0.3	2022-12-28
11284822	1001B	2022-12-19 @ 2:00 pm	2022-12-22 @ 11:00 am	0.7 ± 0.5	2022-12-28
11284821	1001C	2022-12-19 @ 2:00 pm	2022-12-22 @ 10:00 am	< 0.3	2022-12-28
11284838	1001D	2022-12-19 @ 2:00 pm	2022-12-22 @ 11:00 am	< 0.3	2022-12-28
11284816	1001E	2022-12-19 @ 2:00 pm	2022-12-22 @ 10:00 am	< 0.3	2022-12-28
11284829	1001F	2022-12-19 @ 2:00 pm	2022-12-22 @ 10:00 am	< 0.3	2022-12-28
11284814	1001G	2022-12-19 @ 2:00 pm	2022-12-22 @ 11:00 am	< 0.3	2022-12-28
11284855	1001H	2022-12-19 @ 2:00 pm	2022-12-22 @ 11:00 am	< 0.3	2022-12-28
11284858	1001J	2022-12-19 @ 2:00 pm	2022-12-22 @ 11:00 am	< 0.3	2022-12-28
11284857	1001K	2022-12-19 @ 2:00 pm	2022-12-22 @ 11:00 am	< 0.3	2022-12-28
11284856	1001L	2022-12-19 @ 2:00 pm	2022-12-22 @ 11:00 am	< 0.3	2022-12-28
11284830	1001M	2022-12-19 @ 2:00 pm	2022-12-22 @ 11:00 am	< 0.3	2022-12-28
11284848	1001R	2022-12-19 @ 2:00 pm	2022-12-22 @ 11:00 am	< 0.3	2022-12-28
11284843	1001R	2022-12-19 @ 2:00 pm	2022-12-22 @ 10:00 am	< 0.3	2022-12-28
11284844	1001R	2022-12-19 @ 2:00 pm	2022-12-22 @ 11:00 am	< 0.3	2022-12-28
11284847	1001S	2022-12-19 @ 2:00 pm	2022-12-22 @ 11:00 am	0.8 ± 0.5	2022-12-28
11284826	1002	2022-12-19 @ 1:00 pm	2022-12-22 @ 10:00 am	< 0.3	2022-12-28
11284825	1002A	2022-12-19 @ 1:00 pm	2022-12-22 @ 10:00 am	0.9 ± 0.5	2022-12-28
11284842	1015	2022-12-19 @ 1:00 pm	2022-12-22 @ 8:00 am	< 0.3	2022-12-28

Radon test result report for:  
**GAITHERSBURG HS**  
**1**

Kit #	Room Id	Started	Ended	pCi/L	Analyzed
11284841	1015A	2022-12-19 @ 1:00 pm	2022-12-22 @ 8:00 am	< 0.3	2022-12-28
11284832	1015B	2022-12-19 @ 1:00 pm	2022-12-22 @ 11:00 am	< 0.3	2022-12-28
11284836	1015C	2022-12-19 @ 1:00 pm	2022-12-22 @ 8:00 am	< 0.3	2022-12-28
11284833	1015E	2022-12-19 @ 1:00 pm	2022-12-22 @ 8:00 am	< 0.3	2022-12-28
11284835	1015E	2022-12-19 @ 1:00 pm	2022-12-22 @ 8:00 am	< 0.3	2022-12-28
11284828	1015E	2022-12-19 @ 1:00 pm	2022-12-22 @ 8:00 am	< 0.3	2022-12-28
11284827	1015I	2022-12-19 @ 1:00 pm	2022-12-22 @ 11:00 am	< 0.3	2022-12-28
11284819	1015J	2022-12-19 @ 1:00 pm	2022-12-22 @ 8:00 am	< 0.3	2022-12-28
11284820	1015K	2022-12-19 @ 1:00 pm	2022-12-22 @ 11:00 am	< 0.3	2022-12-28
11284840	1015N	2022-12-19 @ 1:00 pm	2022-12-22 @ 11:00 am	< 0.3	2022-12-28
11284823	1015Q	2022-12-19 @ 1:00 pm	2022-12-22 @ 11:00 am	< 0.3	2022-12-28
11284831	1015R	2022-12-19 @ 2:00 pm	2022-12-22 @ 11:00 am	< 0.3	2022-12-28
11284849	1017	2022-12-19 @ 2:00 pm	2022-12-22 @ 8:00 am	< 0.3	2022-12-28
11284839	1017	2022-12-19 @ 2:00 pm	2022-12-22 @ 8:00 am	< 0.3	2022-12-28
11284850	1017A	2022-12-19 @ 2:00 pm	2022-12-22 @ 8:00 am	1.1 ± 0.6	2022-12-28
11284824	1017B	2022-12-19 @ 2:00 pm	2022-12-22 @ 8:00 am	0.7 ± 0.5	2022-12-28
11284933	1018	2022-12-19 @ 9:00 am	2022-12-22 @ 9:00 am	1.3 ± 0.6	2022-12-28
11284931	1018	2022-12-19 @ 9:00 am	2022-12-22 @ 9:00 am	1.3 ± 0.6	2022-12-28
11286888	1020A	2022-12-19 @ 9:00 am	2022-12-22 @ 9:00 am	2.0 ± 0.6	2022-12-28
11284985	1026	2022-12-19 @ 1:00 pm	2022-12-22 @ 9:00 am	1.2 ± 0.6	2022-12-28
11286897	1027	2022-12-19 @ 10:00 am	2022-12-22 @ 9:00 am	< 0.3	2022-12-28
11284913	1029C	2022-12-19 @ 10:00 am	2022-12-22 @ 9:00 am	< 0.3	2022-12-28
11284801	1030	2022-12-19 @ 1:00 pm	2022-12-22 @ 9:00 am	< 0.3	2022-12-28
11284804	1032	2022-12-19 @ 1:00 pm	2022-12-22 @ 9:00 am	< 0.3	2022-12-28
11284803	1032	2022-12-19 @ 1:00 pm	2022-12-22 @ 9:00 am	< 0.3	2022-12-28
11284802	1033	2022-12-19 @ 1:00 pm	2022-12-22 @ 9:00 am	< 0.3	2022-12-28
11284986	1034	2022-12-19 @ 12:00 pm	2022-12-22 @ 9:00 am	0.8 ± 0.5	2022-12-28
11286999	1035	2022-12-19 @ 9:00 am	2022-12-22 @ 11:00 am	0.6 ± 0.5	2022-12-28
11286898	1037	2022-12-19 @ 9:00 am	2022-12-22 @ 9:00 am	< 0.3	2022-12-28
11284979	1038	2022-12-19 @ 12:00 pm	2022-12-22 @ 9:00 am	1.4 ± 0.6	2022-12-28
11284993	1040	2022-12-19 @ 12:00 pm	2022-12-22 @ 9:00 am	0.7 ± 0.5	2022-12-28
11284994	1046	2022-12-19 @ 12:00 pm	2022-12-22 @ 9:00 am	1.2 ± 0.6	2022-12-28
11284995	1048	2022-12-19 @ 12:00 pm	2022-12-22 @ 9:00 am	0.8 ± 0.6	2022-12-28
11286900	1050	2022-12-19 @ 9:00 am	2022-12-22 @ 9:00 am	< 0.3	2022-12-28
11286899	1050	2022-12-19 @ 10:00 am	2022-12-22 @ 9:00 am	0.6 ± 0.5	2022-12-28
11284956	1063	2022-12-19 @ 10:00 am	2022-12-22 @ 9:00 am	< 0.3	2022-12-28
11284926	1067	2022-12-19 @ 10:00 am	2022-12-22 @ 9:00 am	< 0.3	2022-12-28

Radon test result report for:  
**GAITHERSBURG HS**

1

Kit #	Room Id	Started	Ended	pCi/L	Analyzed
11284934	1069	2022-12-19 @ 10:00 am	2022-12-22 @ 9:00 am	< 0.3	2022-12-28
11284950	1071	2022-12-19 @ 10:00 am	2022-12-22 @ 9:00 am	< 0.3	2022-12-28
11284941	1075	2022-12-19 @ 10:00 am	2022-12-22 @ 9:00 am	1.2 ± 0.5	2022-12-28
11284940	1075	2022-12-19 @ 10:00 am	2022-12-22 @ 9:00 am	< 0.3	2022-12-28
11284942	1075 DARK ROOM	2022-12-19 @ 10:00 am	2022-12-22 @ 9:00 am	0.6 ± 0.5	2022-12-28
11284948	1077	2022-12-19 @ 10:00 am	2022-12-22 @ 9:00 am	< 0.3	2022-12-28
11284947	1077	2022-12-19 @ 10:00 am	2022-12-22 @ 9:00 am	< 0.3	2022-12-28
11284914	1078	2022-12-19 @ 10:00 am	2022-12-22 @ 9:00 am	0.6 ± 0.5	2022-12-28
11284957	1080	2022-12-19 @ 10:00 am	2022-12-22 @ 9:00 am	< 0.3	2022-12-28
11284922	1080A	2022-12-19 @ 10:00 am	2022-12-22 @ 9:00 am	< 0.3	2022-12-28
11284949	1082	2022-12-19 @ 10:00 am	2022-12-22 @ 9:00 am	0.6 ± 0.5	2022-12-28
11284955	1082A	2022-12-19 @ 10:00 am	2022-12-22 @ 9:00 am	< 0.3	2022-12-28
11284929	1083	2022-12-19 @ 11:00 am	2022-12-22 @ 9:00 am	2.1 ± 0.6	2022-12-28
11284928	1087	2022-12-19 @ 11:00 am	2022-12-22 @ 9:00 am	2.7 ± 0.7	2022-12-28
11284936	1087B	2022-12-19 @ 11:00 am	2022-12-22 @ 9:00 am	2.1 ± 0.6	2022-12-28
11284946	1090	2022-12-19 @ 11:00 am	2022-12-22 @ 9:00 am	< 0.3	2022-12-28
11284945	1090	2022-12-19 @ 11:00 am	2022-12-22 @ 9:00 am	< 0.3	2022-12-28
11284930	1090	2022-12-19 @ 11:00 am	2022-12-22 @ 9:00 am	0.6 ± 0.5	2022-12-28
11284935	1090A	2022-12-19 @ 11:00 am	2022-12-22 @ 9:00 am	< 0.3	2022-12-28
11286874	1090A	2022-12-19 @ 11:00 am	2022-12-22 @ 9:00 am	< 0.3	2022-12-28
11284958	1090E	2022-12-19 @ 10:00 am	2022-12-22 @ 9:00 am	< 0.3	2022-12-28
11284905	1090F	2022-12-19 @ 10:00 am	2022-12-22 @ 9:00 am	< 0.3	2022-12-28
11284943	1091	2022-12-19 @ 11:00 am	2022-12-22 @ 9:00 am	0.7 ± 0.5	2022-12-28
11284911	1092	2022-12-19 @ 10:00 am	2022-12-22 @ 9:00 am	< 0.3	2022-12-28
11284906	1092	2022-12-19 @ 10:00 am	2022-12-22 @ 9:00 am	< 0.3	2022-12-28
11284919	1092A	2022-12-19 @ 10:00 am	2022-12-22 @ 9:00 am	< 0.3	2022-12-28
11284920	1092C	2022-12-19 @ 10:00 am	2022-12-22 @ 9:00 am	< 0.3	2022-12-28
11284921	1092E	2022-12-19 @ 10:00 am	2022-12-22 @ 9:00 am	< 0.3	2022-12-28
11284944	1095	2022-12-19 @ 11:00 am	2022-12-22 @ 9:00 am	0.9 ± 0.5	2022-12-28
11284937	1102	2022-12-19 @ 11:00 am	2022-12-22 @ 9:00 am	< 0.3	2022-12-28
11284999	1104	2022-12-19 @ 12:00 pm	2022-12-22 @ 10:00 am	< 0.3	2022-12-28
11284997	1106	2022-12-19 @ 12:00 pm	2022-12-22 @ 10:00 am	< 0.3	2022-12-28
11284978	1107	2022-12-19 @ 12:00 pm	2022-12-22 @ 10:00 am	< 0.3	2022-12-28
11284998	1110	2022-12-19 @ 12:00 pm	2022-12-22 @ 10:00 am	< 0.3	2022-12-28
11284977	1111	2022-12-19 @ 12:00 pm	2022-12-22 @ 10:00 am	0.8 ± 0.5	2022-12-28
11284996	1112	2022-12-19 @ 12:00 pm	2022-12-22 @ 10:00 am	0.8 ± 0.5	2022-12-28
11284991	1113	2022-12-19 @ 12:00 pm	2022-12-22 @ 10:00 am	0.8 ± 0.5	2022-12-28

Radon test result report for:  
**GAITHERSBURG HS**  
**1**

Kit #	Room Id	Started	Ended	pCi/L	Analyzed
11284992	1114	2022-12-19 @ 12:00 pm	2022-12-22 @ 10:00 am	< 0.3	2022-12-28
11285000	1115	2022-12-19 @ 12:00 pm	2022-12-22 @ 10:00 am	< 0.3	2022-12-28
11286896	1117	2022-12-19 @ 12:00 pm	2022-12-22 @ 10:00 am	0.9 ± 0.5	2022-12-28
11284980	1117A	2022-12-19 @ 12:00 pm	2022-12-22 @ 10:00 am	1.7 ± 0.6	2022-12-28
11284988	1118	2022-12-19 @ 12:00 pm	2022-12-22 @ 10:00 am	1.3 ± 0.6	2022-12-28
11284987	1118	2022-12-19 @ 12:00 pm	2022-12-22 @ 10:00 am	0.7 ± 0.5	2022-12-28
11284951	1120	2022-12-19 @ 11:00 am	2022-12-22 @ 9:00 am	0.6 ± 0.5	2022-12-28
11284938	1120	2022-12-19 @ 11:00 am	2022-12-22 @ 9:00 am	< 0.3	2022-12-28
11284963	1122	2022-12-19 @ 11:00 am	2022-12-22 @ 9:00 am	0.6 ± 0.5	2022-12-28
11284982	1123	2022-12-19 @ 12:00 pm	2022-12-22 @ 9:00 am	1.5 ± 0.6	2022-12-28
11284960	1124	2022-12-19 @ 11:00 am	2022-12-22 @ 9:00 am	< 0.3	2022-12-28
11284983	1125	2022-12-19 @ 12:00 pm	2022-12-22 @ 9:00 am	< 0.3	2022-12-28
11284984	1125	2022-12-19 @ 12:00 pm	2022-12-22 @ 9:00 am	1.1 ± 0.5	2022-12-28
11284972	1126	2022-12-19 @ 11:00 am	2022-12-22 @ 10:00 am	< 0.3	2022-12-28
11284964	1129	2022-12-19 @ 11:00 am	2022-12-22 @ 10:00 am	< 0.3	2022-12-28
11286880	1131	2022-12-19 @ 11:00 am	2022-12-22 @ 10:00 am	< 0.3	2022-12-28
11284967	1134	2022-12-19 @ 11:00 am	2022-12-22 @ 10:00 am	< 0.3	2022-12-28
11284952	1137	2022-12-19 @ 11:00 am	2022-12-22 @ 10:00 am	< 0.3	2022-12-28
11284966	1138	2022-12-19 @ 11:00 am	2022-12-22 @ 10:00 am	0.8 ± 0.5	2022-12-28
11284965	1142	2022-12-19 @ 11:00 am	2022-12-22 @ 10:00 am	0.6 ± 0.5	2022-12-28
11286893	1144	2022-12-19 @ 11:00 am	2022-12-22 @ 10:00 am	< 0.3	2022-12-28
11284959	1144	2022-12-19 @ 11:00 am	2022-12-22 @ 10:00 am	< 0.3	2022-12-28
11286890	1144	2022-12-19 @ 11:00 am	2022-12-22 @ 10:00 am	< 0.3	2022-12-28
11284971	1149	2022-12-19 @ 11:00 am	2022-12-22 @ 10:00 am	< 0.3	2022-12-28
11284981	1152	2022-12-19 @ 11:00 am	2022-12-22 @ 10:00 am	< 0.3	2022-12-28
11284974	1153	2022-12-19 @ 11:00 am	2022-12-22 @ 10:00 am	< 0.3	2022-12-28
11284968	1153	2022-12-19 @ 11:00 am	2022-12-22 @ 10:00 am	0.6 ± 0.5	2022-12-28
11284973	1154	2022-12-19 @ 11:00 am	2022-12-22 @ 10:00 am	< 0.3	2022-12-28
11284954	1156	2022-12-19 @ 11:00 am	2022-12-22 @ 10:00 am	< 0.3	2022-12-28
11284989	1157	2022-12-19 @ 12:00 pm	2022-12-22 @ 10:00 am	< 0.3	2022-12-28
11284990	1157	2022-12-19 @ 12:00 pm	2022-12-22 @ 10:00 am	< 0.3	2022-12-28
11284975	1158	2022-12-19 @ 11:00 am	2022-12-22 @ 10:00 am	< 0.3	2022-12-28
11284961	1160	2022-12-19 @ 12:00 pm	2022-12-22 @ 10:00 am	< 0.3	2022-12-28
11284962	1161	2022-12-19 @ 12:00 pm	2022-12-22 @ 10:00 am	< 0.3	2022-12-28
11284976	1162	2022-12-19 @ 12:00 pm	2022-12-22 @ 10:00 am	< 0.3	2022-12-28
11284807	2027	2022-12-19 @ 1:00 pm	2022-12-22 @ 11:00 am	0.7 ± 0.5	2022-12-28
11284805	2066	2022-12-19 @ 1:00 pm	2022-12-22 @ 11:00 am	< 0.3	2022-12-28

Radon test result report for:  
**GAITHERSBURG HS**  
**1**

Kit #	Room Id	Started	Ended	pCi/L	Analyzed
11284809	2066	2022-12-19 @ 1:00 pm	2022-12-22 @ 11:00 am	< 0.3	2022-12-28
11284812	2074	2022-12-19 @ 1:00 pm	2022-12-22 @ 11:00 am	< 0.3	2022-12-28
11284810	2079	2022-12-19 @ 1:00 pm	2022-12-22 @ 11:00 am	< 0.3	2022-12-28
11284811	2079	2022-12-19 @ 1:00 pm	2022-12-22 @ 11:00 am	< 0.3	2022-12-28
11284817	2084	2022-12-19 @ 1:00 pm	2022-12-22 @ 11:00 am	< 0.3	2022-12-28
11284818	2092	2022-12-19 @ 1:00 pm	2022-12-22 @ 11:00 am	< 0.3	2022-12-28
11284834	3005	2022-12-19 @ 1:00 pm	2022-12-22 @ 11:00 am	< 0.3	2022-12-28
11284813	AUDITORIUM	2022-12-19 @ 2:00 pm	2022-12-22 @ 11:00 am	< 0.3	2022-12-28
11284837	AUDITORIUM	2022-12-19 @ 2:00 pm	2022-12-22 @ 11:00 am	< 0.3	2022-12-28
11284808	AUDITORIUM	2022-12-19 @ 2:00 pm	2022-12-22 @ 11:00 am	< 0.3	2022-12-28
11286871	BOYS LOCKER ROOM	2022-12-19 @ 9:00 am	2022-12-22 @ 9:00 am	3.2 ± 0.7	2022-12-28
11286997	BOYS PE OFFICE	2022-12-19 @ 9:00 am	2022-12-22 @ 9:00 am	2.1 ± 0.6	2022-12-28
11284970	CAFETERIA	2022-12-19 @ 11:00 am	2022-12-22 @ 10:00 am	< 0.3	2022-12-28
11284969	CAFETERIA	2022-12-19 @ 11:00 am	2022-12-22 @ 10:00 am	< 0.3	2022-12-28
11286879	GIRLS LOCKER ROOM	2022-12-19 @ 9:00 am	2022-12-22 @ 9:00 am	2.4 ± 0.6	2022-12-28
11284932	GYM	2022-12-19 @ 9:00 am	2022-12-22 @ 9:00 am	< 0.3	2022-12-28
11284953	KITCHEN OFFICE	2022-12-19 @ 12:00 pm	2022-12-22 @ 10:00 am	< 0.3	2022-12-28
11286850	MAIN GYM	2022-12-19 @ 9:00 am	2022-12-22 @ 9:00 am	< 0.3	2022-12-28
11284903	MAIN GYM	2022-12-19 @ 9:00 am	2022-12-22 @ 9:00 am	< 0.3	2022-12-28
11286992	MAIN GYM	2022-12-19 @ 9:00 am	2022-12-22 @ 9:00 am	< 0.3	2022-12-28
11284904	MAIN GYM	2022-12-19 @ 9:00 am	2022-12-22 @ 9:00 am	< 0.3	2022-12-28
11284863	STAGE	2022-12-19 @ 2:00 pm	2022-12-22 @ 11:00 am	< 0.3	2022-12-28
11286991	WEIGHT ROOM	2022-12-19 @ 10:00 am	2022-12-22 @ 9:00 am	< 0.3	2022-12-28
11284939	YOGA ROOM	2022-12-19 @ 10:00 am	2022-12-22 @ 9:00 am	< 0.3	2022-12-28

---

February 7, 2023

**\*\* LABORATORY ANALYSIS REPORT \*\***

---

Radon test result report for:

---

<b>Kit #</b>	<b>Room Id</b>	<b>Started</b>	<b>Ended</b>	<b>pCi/L</b>	<b>Analyzed</b>
11288275	1000Q	2023-01-31 @ 11:00 am	2023-02-03 @ 10:00 am	< 0.3	2023-02-07
11288286	1000Q	2023-01-31 @ 11:00 am	2023-02-03 @ 10:00 am	< 0.3	2023-02-07
11288287	1000Q	2023-01-31 @ 11:00 am	2023-02-03 @ 10:00 am	< 0.3	2023-02-07
11288293	1001U	2023-01-31 @ 10:00 am	2023-02-03 @ 10:00 am	< 0.3	2023-02-07
11288290	1136	2023-01-31 @ 11:00 am	2023-02-03 @ 10:00 am	< 0.3	2023-02-07
11288297	1160	2023-01-31 @ 11:00 am	2023-02-03 @ 10:00 am	0.5 ± 0.3	2023-02-07
11288292	GYM	2023-01-31 @ 10:00 am	2023-02-03 @ 10:00 am	0.8 ± 0.4	2023-02-07
11288299	GYM	2023-01-31 @ 10:00 am	2023-02-03 @ 10:00 am	1.1 ± 0.4	2023-02-07

---

Air Chek 1936 Butler Bridge Rd, Mills River, NC 28759-3892 Phone: (828) 684-0893 Fax: (828) 684-8498



**EXPOSURE IN BOWSER-MORNER RADON CHAMBER**

CLIENT KCI TECHNOLOGIES, INC Job Number 208802

NOMINAL Conditions: Radon Conc 24.4 pCi/L Rel. Hum 48.6 % Temp. 79.3 F

Date Start: 1/27/23 Date Stop: 1/30/23 Date Start: \_\_\_\_\_ Date Stop: \_\_\_\_\_

Time Start: 0816 Time Stop: 0816 Time Start: \_\_\_\_\_ Time Stop: \_\_\_\_\_

Device No.'s: (5) CHAR BAGS Device No.'s: \_\_\_\_\_

11633682, 11633687, 11633688 \_\_\_\_\_

11633695, 11633696 \_\_\_\_\_

P3 left

Date Start: \_\_\_\_\_ Date Stop: \_\_\_\_\_ Date Start: \_\_\_\_\_ Date Stop: \_\_\_\_\_

Time Start: \_\_\_\_\_ Time Stop: \_\_\_\_\_ Time Start: \_\_\_\_\_ Time Stop: \_\_\_\_\_

Device No.'s: \_\_\_\_\_ Device No.'s: \_\_\_\_\_

\_\_\_\_\_

\_\_\_\_\_

Date Start: \_\_\_\_\_ Date Stop: \_\_\_\_\_ Date Start: \_\_\_\_\_ Date Stop: \_\_\_\_\_

Time Start: \_\_\_\_\_ Time Stop: \_\_\_\_\_ Time Start: \_\_\_\_\_ Time Stop: \_\_\_\_\_

Device No.'s: \_\_\_\_\_ Device No.'s: \_\_\_\_\_

\_\_\_\_\_

\_\_\_\_\_

**Note: All times are in 24-hour (military) notation, Eastern Standard Time (EST)  
Background = 7  $\mu$ R/h Elevation = 820 ft**

---

February 3, 2023

**\*\* LABORATORY ANALYSIS REPORT \*\***

---

Radon test result report for:

**OFFICE**

**MAIN**

---

<b>Kit #</b>	<b>Room Id</b>	<b>Started</b>	<b>Ended</b>	<b>pCi/L</b>	<b>Analyzed</b>
11633696	SK10	2023-01-27 @ 8:00 am	2023-01-30 @ 8:00 am	24.2 ± 1.9	2023-02-03
11633682	SK6	2023-01-27 @ 8:00 am	2023-01-30 @ 8:00 am	26.9 ± 2.1	2023-02-03
11633687	SK7	2023-01-27 @ 8:00 am	2023-01-30 @ 8:00 am	23.8 ± 1.9	2023-02-03
11633688	SK8	2023-01-27 @ 8:00 am	2023-01-30 @ 8:00 am	25.9 ± 2.1	2023-02-03
11633695	SK9	2023-01-27 @ 8:00 am	2023-01-30 @ 8:00 am	27.0 ± 2.2	2023-02-03

---

Air Chek 1936 Butler Bridge Rd, Mills River, NC 28759-3892 Phone: (828) 684-0893 Fax: (828) 684-8498



## Radon Test Kit Chain of Custody

Project Name: MCPS Radon – Week 2 January Schools

Name of Schools:

1. Beall ES
2. Gaithersburg HS
3. Kingsview MS
4. Lucy V. Barnsley ES
5. Martin Luther King Jr. MS
6. Mill Creek Towne ES
7. North Bethesda MS
8. Radnor Center
9. Winston Churchill HS

---

	Date	Initials
Radon Test Kits Deployed	01/31/2023	DM
Radon Test Kits Collected	02/03/2023	DM
Radon Test Kits Shipped to Lab*	02/03/2023	DM
Radon Test Kits Received by Lab*	02/06/2023	DM

\*All samples sent to Air Check, Inc., 2 Saber Way, Ward Hill, MA 01835



## MONTGOMERY COUNTY PUBLIC SCHOOLS RADON TESTING

**Executive Summary:**  
**Gaithersburg High School**  
101 Education Boulevard  
Gaithersburg, MD 20877

Date of Test Report:	3/20/2019
Round of Testing:	Initial <b>Follow-up</b> Post Remediation 2 Year Testing 5 Year Testing HVAC Upgrade Window Replacement New Addition New Facility
# of Rooms Tested:	7
# of Rooms $\geq$ 4.0 pCi/L:	0
Low Value:	<0.4
High Value:	1.3

### Project Status

**Retesting completed:** No further action at this time.



March 20, 2019

Mr. Richard Cox  
Indoor Air Quality Team Leader  
Montgomery County Public Schools  
850 Hungerford Drive  
Rockville, MD 20850

Re: Radon Testing Services

Location: Gaithersburg High School  
101 Education Boulevard  
Gaithersburg, MD 20877

Dear Mr. Cox:

Intertek-PSI (PSI) is pleased to submit the following report to the Montgomery County Public Schools (MCPS) for completion of a "short-term" 3-day radon test for Gaithersburg High School, located at 101 Education Boulevard, Gaithersburg, MD 20877 (subject site).

### **Scope of Services:**

PSI conducted radon testing at the subject site to evaluate indoor radon levels relative to the USEPA's recommended action level of 4.0 picocuries per Liter (pCi/L) - the level at which EPA recommends that schools take action to reduce the level. PSI conducted the radon testing in accordance with American Association of Radon Scientists and Technologists (AARST) Protocol for Conducting Measurements of Radon and Radon Decay Products in Schools and Large Buildings. A National Radon Safety Board (NRSB) Radon Measurement Specialist (certification #14SS007) supervised the testing. Additional information on radon management and the health effects of radon exposure is available from [www.montgomerycountymd.gov/dep/air/radon](http://www.montgomerycountymd.gov/dep/air/radon) or [www.epa.gov/radon](http://www.epa.gov/radon).

PSI visited the site on February 25, 2019 and deployed seven (7) activated charcoal (AC) radon test kit. PSI deployed radon test kits in frequently-occupied ground contact rooms, and other areas, (if applicable) in accordance with AARST guidance. PSI returned to the site on February 28, 2019 to retrieve the radon sampling test kit. A floor plan map of the building with the test location is included as Attachment A of this report.

PSI shipped all radon tests via overnight delivery to AccuStar Labs for analysis by gamma-ray spectroscopy. Accustar Labs is a NRSB certified analytical laboratory for radon analysis located at 929 Mount Zion Road, Lebanon, Pennsylvania (certification # ARLO007).

### **Evaluation of Testing Conditions:**

The operating condition that represents the greatest amount of significantly occupied time for this building is; heating active, with outdoor temperature averages  $\leq 65^{\circ}\text{F}$ .

PSI concludes that the test period reasonably represents normal conditions when the building is significantly occupied. Clear characterization of the radon hazard is most likely to be observed under this normal operating condition. Based on the evaluation of test conditions, this test should reasonably characterize radon hazards.



PSI also conducted observations of field conditions which could affect the results of the test and compiled weather data for the testing period. PSI recorded observations of the following conditions in each room at the time of deployment and collection of the radon test kits:

- Indoor temperature,
- HVAC Operation,
- Dehumidifier operation,
- Humidifier operation,
- Ceiling fan operation, and
- Open windows or doors.

**Results:**

The results of the radon test analysis indicated the following:

Radon Concentration	Room	Result
≥ 4.0 pCi/L	None	NA
≤ 4.0 pCi/L	See Attachment B	

Notes:  
D -Duplicate Sample

The office blank and lab transit blanks had test results of less than the laboratory detection limit of 0.4 pCi/L. Review of the duplicate sample analysis indicates that adequate laboratory measurement precision was achieved. The Spike sample analysis results indicate the laboratory is operating within statistical control limits.

The sampling locations, field observations, and analytical results are listed on Table 1 (Attachment B). The laboratory analytical results are also attached (Attachment C).

Laboratory results and exposure data for the spike samples are also included in Attachment C. Our professional services have been performed in accordance with customary principles and practices in the field of industrial hygiene and engineering. If you have any questions or comments regarding this report, please feel free to contact me at (703) 698-9300.



# **ATTACHMENT B**

Radon Test Summary Spreadsheet



<b>Radon Testing Results</b>		
<b>Gaithersburg High School</b>		
<b>Testing period: 2/25/19 - 2/28/19</b>		
<b>Kit Number</b>	<b>Room / Area</b>	<b>Result (pCi/L)</b>
3923403	1001G	0.8
3923402	1090F	<0.4
3923401	1102	1.3
3923407	2052	0.5
3923406	Cafeteria	<0.4
3923405	Cafeteria	<0.4
3923404	Gym	<0.4

**Table Notes:**

D – Duplicate

FB – Field Blank

OB – Office Blank

TB – Transit Blank

QC – Quality Control

# **ATTACHMENT C**

Laboratory Analytical Results

NRPP 105011 AL  
NRSB ARL0007

EPA Method #402-R-92-004  
Charcoal Canister  
NRPP Device Code 6048  
NRSB Device Code 10317

Laboratory Report for:

Property Tested: Project # 04481387-1

Intertek-PSI (VA)  
2930 Eskridge Road  
Fairfax VA 22031


MCPS Radon Survey Gaithersburg HS  
101 Education Blvd.  
Gaithersburg MD 20877


Log Number	Device Number	Test Date	Exposure Duration	Area Tested	Result pCi/L
3220734	3923403	02/25/2019	2:15 pm - 02/28/2019 2:32 pm	Room 1001G	0.8
3220735	3923402	02/25/2019	2:17 pm - 02/28/2019 2:38 pm	Room 1090F	< 0.4
3220736	3923401	02/25/2019	2:20 pm - 02/28/2019 2:40 pm	Room 1102	1.3
3220737	3923407	02/25/2019	2:40 pm - 02/28/2019 2:45 pm	Room 2052	0.5
3220738	3923406	02/25/2019	2:23 pm - 02/28/2019 2:48 pm	Room Cafeteria	< 0.4
3220739	3923405	02/25/2019	2:26 pm - 02/28/2019 2:48 pm	Room Cafeteria	< 0.4
3220740	3923404	02/25/2019	2:29 pm - 02/28/2019 2:51 pm	Room Gym	< 0.4

**Comment:** A copy of this report was e-mailed to Intertek-PSI (VA)

Distributed by: Intertek-PSI (VA)

Date Received: 03/05/2019    Date Logged: 03/05/2019    Date Analyzed: 03/05/2019    Date Reported: 03/05/2019

Report Reviewed By: 

Report Approved By: 

Shawn Price, Director of Laboratory Operations, AccuStar Labs

**Disclaimer:**

The uncertainty of this radon measurement is +/- 10 %. Factors contributing to uncertainty include statistical variations, daily and seasonal variations in radon concentrations, sample collection techniques and operation of the dwelling. Interference with test conditions may influence the test results.

This report may only be transferred to a third party in its entirety. Analytical results relate to the samples AS RECEIVED BY THE LABORATORY. Results shown on this report represent levels of radon gas measured between the dates shown in the room or area of the site identified above as "Property Tested". Incorrect information will affect results. The results may not be construed as either predictive or supportive of measurements conducted in any area of this structure at any other time. AccuStar Labs, its employees and agents are not responsible for the consequences of any action taken or not taken based upon the results reported or any verbal or written interpretation of the results.



**MONTGOMERY COUNTY PUBLIC SCHOOLS  
RADON TESTING**

**Executive Summary:  
Gaithersburg High School**

101 Education Boulevard  
Gaithersburg, MD 20877

Date of Test Report:	1/15/2019
Round of Testing:	Initial Follow-up Post Remediation 2 Year Testing <b>5 Year Testing</b> HVAC Upgrade Window Replacement New Addition New Facility
# of Rooms Tested:	163
# of Rooms $\geq$ 4.0 pCi/L:	0
Low Value:	< 0.4
High Value:	2.9

**Project Status**

**Initial testing complete:** Missing or compromised samples need re-test.



January 15, 2019

Mr. Richard Cox  
Indoor Air Quality Team Leader  
Montgomery County Public Schools  
850 Hungerford Drive  
Rockville, MD 20850

Re: Radon Testing Services

Location: Gaithersburg High School  
101 Education Boulevard  
Gaithersburg, MD 20877

Dear Mr. Cox:

Intertek-PSI (PSI) is pleased to submit the following report to the Montgomery County Public Schools (MCPS) for completion of a "short-term" 3-day radon test for Gaithersburg High School, located at 101 Education Boulevard, Gaithersburg, MD 20877 (subject site).

**Scope of Services:**

PSI conducted radon testing at the subject site to evaluate indoor radon levels relative to the USEPA's recommended action level of 4.0 picocuries per Liter (pCi/L) - the level at which EPA recommends that schools take action to reduce the level. PSI conducted the radon testing in accordance with American Association of Radon Scientists and Technologists (AARST) Protocol for Conducting Measurements of Radon and Radon Decay Products in Schools and Large Buildings. A National Radon Safety Board (NRSB) Radon Measurement Specialist (certification #14SS007) supervised the testing. Additional information on radon management and the health effects of radon exposure is available from [www.montgomerycountymd.gov/dep/air/radon](http://www.montgomerycountymd.gov/dep/air/radon) or [www.epa.gov/radon](http://www.epa.gov/radon).

PSI visited the site on December 03, 2018 and deployed one hundred-eighty-seven (187) activated charcoal (AC) radon test kits. PSI deployed radon test kits in frequently-occupied ground contact rooms, and other areas, (if applicable) in accordance with AARST guidance. PSI returned to the site on December 06, 2018 to retrieve the radon sampling test kits. A floor plan map of the building with the test locations is included as Attachment A of this report.

As a quality control measure, PSI included duplicate samples, field blanks, lab transit blanks, and office blanks in accordance with AARST recommendations. In addition, PSI submitted ten (10) test kits to Bowser-Morner Inc. as spike samples. The spiked tests were exposed to a known radon concentration by Bowser-Morner Inc. prior to being returned to the laboratory for analysis.

PSI shipped all radon tests via overnight delivery to AccuStar Labs for analysis by gamma-ray spectroscopy. Accustar Labs is a NRSB certified analytical laboratory for radon analysis located at 929 Mount Zion Road, Lebanon, Pennsylvania (certification # ARL0007) and 2 Saber Way, Haverhill, Massachusetts (certification # ARL0017).



### **Evaluation of Testing Conditions:**

The operating condition that represents the greatest amount of significantly occupied time for this building is; heating active, with outdoor temperature averages  $\leq 65^{\circ}\text{F}$ .

PSI concludes that the test period reasonably represents normal conditions when the building is significantly occupied. Clear characterization of the radon hazard is most likely to be observed under this normal operating condition. Based on the evaluation of test conditions, this test should reasonably characterize radon hazards.

PSI also conducted observations of field conditions which could affect the results of the test and compiled weather data for the testing period. PSI recorded observations of the following conditions in each room at the time of deployment and collection of the radon test kits:

- Indoor temperature,
- HVAC Operation,
- Dehumidifier operation,
- Humidifier operation,
- Ceiling fan operation, and
- Open windows or doors.

### **Results:**

The results of the radon test analysis indicated the following:

<b>Radon Concentration</b>	<b>Room</b>	<b>Result</b>
$\geq 4.0$ pCi/L	None	NA
$\leq 4.0$ pCi/L	See Attachment B	

Notes:

D -Duplicate Sample

The office blank and lab transit blanks had test results of less than the laboratory detection limit of 0.4 pCi/L. Review of the duplicate sample analysis indicates that adequate laboratory measurement precision was achieved. The Spike sample analysis results indicate the laboratory is operating within statistical control limits.

The sampling locations, field observations, and analytical results are listed on Table 1 (Attachment B). The laboratory analytical results are also attached (Attachment C).

Laboratory results and exposure data for the spike samples are also included in Attachment C. Our professional services have been performed in accordance with customary principles and practices in the field of industrial hygiene and engineering. If you have any questions or comments regarding this report, please feel free to contact me at (703) 698-9300.



Respectfully Submitted,

**INTERTEK-PSI**

A handwritten signature in black ink that reads "Nand Kaushik". The signature is written in a cursive, flowing style.

Nand Kaushik, P.E.  
Department Manager, Environmental Services  
[Nand.Kaushik@intertek.com](mailto:Nand.Kaushik@intertek.com)

Attachments:           A – Floor Plan with Test Locations  
                              B – Table 1 – Radon Test Summary Spreadsheet  
                              C – Laboratory Analytical Results



# **ATTACHMENT B**

Radon Test Summary Spreadsheet

<b>Radon Testing Results</b>		
<b>Gaithersburg High School</b>		
<b>Testing period: 12/03/18 - 12/06/18</b>		
<b>Kit Number</b>	<b>Room / Area</b>	<b>Result (pCi/L)</b>
3925954	0008	< 0.4
3925920	314 (Stage)	1.2
3926043	314C	1.0
3926041	314D	0.8
3888337	Auditorium (314)	1.8
3926072	1000A	< 0.4
3926071	1000B	< 0.4
3926095	1000C	< 0.4
3926097	1000D	< 0.4
3926074	1000E	< 0.4
3926075	1000F	< 0.4
3926096	1000J	0.7
3926094	1000K	< 0.4
3926093	1000M	< 0.4
3926091	1000P	< 0.4
3926080	1000R	< 0.4
3926079	1000S	< 0.4
3926078	1000V	< 0.4
3926076	1000W	< 0.4
3926077	1000Y	< 0.4
3926098	1001	< 0.4
3926099	1001A	< 0.4
3926100	1001B	< 0.4
3926011	1001C	< 0.4
3926014	1001D	0.4
3926015	1001E	< 0.4
3926016	1001F	< 0.4
3926018	1001G (MISSING)	--
3926020	1001H	< 0.4
3926021	1001J	< 0.4
3926022	1001K	< 0.4
3926024	1001L	< 0.4
3925951	1001M	0.4
3926019	1001R	0.4
3926017	1001S	< 0.4
3926013	1001U	< 0.4
3926023	1002	< 0.4
3926029	1015A	< 0.4
3926061	1015B	< 0.4
3926030	1015C	< 0.4
3926062	1015E	< 0.4
3926063	1015H	< 0.4
3926064	1015J	< 0.4

<b>Radon Testing Results</b>		
<b>Gaithersburg High School</b>		
<b>Testing period: 12/03/18 - 12/06/18</b>		
<b>Kit Number</b>	<b>Room / Area</b>	<b>Result (pCi/L)</b>
3926065	1015K	< 0.4
3926066	1015L	< 0.4
3926067	1015N	< 0.4
3926068	1015P	< 0.4
3926051	1015Q	< 0.4
3926069	1015R	< 0.4
3925911	1016	0.6
3926026	1017	< 0.4
3926027	1017A	< 0.4
3926028	1017B	< 0.4
3925952	1019	< 0.4
3926060	1020	< 0.4
3926052	1021	< 0.4
3926053	1025	< 0.4
3888388	1026	0.6
3926054	1027	< 0.4
3925913	1030	< 0.4
3925914	1034	0.5
3926057	1035	0.5
3926059	1037	0.5
3925915	1038	< 0.4
3926058	1039	0.8
3925916	1040	< 0.4
3925917	1046	< 0.4
3925918	1048	< 0.4
3926055	1050	< 0.4
3925919	1058	1.4
3926001	1063	< 0.4
3926002	1067	0.4
3926003	1069	< 0.4
3926006	1075	< 0.4
3926007	1077	< 0.4
3926044	1078	< 0.4
3926045	1080	0.7
3926049	1082	< 0.4
3925998	1083	< 0.4
3925999	1087	< 0.4
3926000	1087B	< 0.4
3925994	1090	< 0.4
3925993	1090A	< 0.4
3925996	1090D	< 0.4
3925992	1090E	< 0.4
3926031	1091	< 0.4

<b>Radon Testing Results</b>		
<b>Gaithersburg High School</b>		
<b>Testing period: 12/03/18 - 12/06/18</b>		
<b>Kit Number</b>	<b>Room / Area</b>	<b>Result (pCi/L)</b>
3925991	1092	< 0.4
3926009	1092A	< 0.4
3926010	1092C	< 0.4
3926008	1092E	< 0.4
3925997	1092F (MISSING)	--
3926033	1095	< 0.4
3926034	1102 (MISSING)	--
3925927	1104	< 0.4
3925923	1106	< 0.4
3925929	1107	< 0.4
3925924	1108	< 0.4
3925926	1110	< 0.4
3925928	1111	< 0.4
3925922	1112	< 0.4
3925921	1113	< 0.4
3926039	1114	< 0.4
3926040	1115	< 0.4
3926036	1117	< 0.4
3926037	1117A	< 0.4
3926038	1118	< 0.4
3926035	1120	< 0.4
3925931	1122	< 0.4
3925932	1122A	< 0.4
3925930	1123	< 0.4
3925933	1124	< 0.4
3925935	1125	< 0.4
3925937	1126	< 0.4
3925936	1129	< 0.4
3925981	1131	< 0.4
3925940	1134	< 0.4
3925938	1136	< 0.4
3925982	1137	< 0.4
3925939	1138	< 0.4
3925984	1142	< 0.4
3925983	1144	< 0.4
3925985	1148	< 0.4
3925986	1148	< 0.4
3925971	1149	< 0.4
3925987	1152	< 0.4
3925972	1153	< 0.4
3925988	1154	< 0.4
3925989	1156	< 0.4
3925975	1157	< 0.4

<b>Radon Testing Results</b>		
<b>Gaithersburg High School</b>		
<b>Testing period: 12/03/18 - 12/06/18</b>		
<b>Kit Number</b>	<b>Room / Area</b>	<b>Result (pCi/L)</b>
3925974	1158	< 0.4
3925976	1160	< 0.4
3925977	1160C	< 0.4
3925979	1161	< 0.4
3925978	1162	< 0.4
3925957	2004	< 0.4
3925956	2004H	0.4
3925955	2005	< 0.4
3925968	2012	< 0.4
3925969	2025	< 0.4
3925953	20252 (MISSING)	--
3926131	2037	< 0.4
3926134	2059	< 0.4
3926132	2060	0.8
3926133	2071	< 0.4
3926135	2074	< 0.4
3926136	2079	< 0.4
3926137	2088	< 0.4
3926138	2091	< 0.4
3926139	2096	< 0.4
3925966	3002	< 0.4
3925967	3012	< 0.4
3925961	3020	< 0.4
3925962	3038	< 0.4
3925963	3055	< 0.4
3925964	3068	< 0.4
3925965	3078	< 0.4
3888339	Cafeteria (MISSING)	--
3888417	Cafeteria (MISSING)	--
3926042	Dressing Room	0.9
3888359	Gym (1008) (MISSING)	--
3888379	Gym (1012)	2.9
3926047	J107A	< 0.4
3926048	J113A	< 0.4
3926004	J119	< 0.4
3926073	Main Office (1000)	< 0.4

<b>Radon Testing Results</b>		
<b>Gaithersburg High School</b>		
<b>Testing period: 12/03/18 - 12/06/18</b>		
<b>Kit Number</b>	<b>QC Type</b>	<b>Result (pCi/L)</b>
3926092	1000P (D)	< 0.4
3926012	1001C (D)	< 0.4
3926025	1002 (D)	< 0.4
3926070	1015R (D)	< 0.4
3925912	1016 (D)	0.4
3926056	1050 (D)	< 0.4
3926005	1069 (D)	< 0.4
3926046	1080 (D)	0.4
3926050	1082 (D)	0.4
3925995	1090 (D)	< 0.4
3926032	1091 (D)	< 0.4
3925925	1108 (D)	< 0.4
3925934	1124 (D)	< 0.4
3925973	1153 (D)	< 0.4
3925990	1156 (D)	< 0.4
3925980	1161 (D)	< 0.4
3925970	2025 (D)	< 0.4
3926140	2096 (D)	< 0.4
3926664	Field Blank	< 0.4
3926665	Field Blank	< 0.4
3917674	Office Blank	< 0.4
3926654	Transit Blank	< 0.4

**Table Notes:**

D – Duplicate

FB – Field Blank

OB – Office Blank

TB – Transit Blank

QC – Quality Control

# **ATTACHMENT C**

Laboratory Analytical Results



NRPP 105011 AL  
NRSB ARL0007

Laboratory Report for:

Property Tested: Project # 04481387-1

Intertek-PSI (VA)  
2930 Eskridge Road  
Fairfax VA 22031

MCPS Radon Survey Gaithersburg HS  
101 Education Blvd.  
Gaithersburg MD 20877


Log Number	Device Number	Test Exposure Duration:		Area Tested	Result pCi/L
3202239	3926071	12/03/2018 6:54 am	12/06/2018 6:50 am	Floor First Floor Room 1000B	< 0.4
3202240	3926072	12/03/2018 6:56 am	12/06/2018 6:51 am	Floor First Floor Room 1000A	< 0.4
3202241	3926073	12/03/2018 6:57 am	12/06/2018 6:55 am	Floor First Floor Room Main Office	< 0.4
3202242	3926074	12/03/2018 6:58 am	12/06/2018 6:56 am	Floor First Floor Room 1000E	< 0.4
3202243	3926075	12/03/2018 6:59 am	12/06/2018 6:57 am	Floor First Floor Room 1000F	< 0.4
3202244	3926076	12/03/2018 7:01 am	12/06/2018 6:58 am	Floor First Floor Room 1000W	< 0.4
3202245	3926077	12/03/2018 7:07 am	12/06/2018 6:59 am	Floor First Floor Room 1000Y	< 0.4
3202246	3926078	12/03/2018 7:08 am	12/06/2018 7:00 am	Floor First Floor Room 1000V	< 0.4
3202247	3926079	12/03/2018 7:09 am	12/06/2018 7:02 am	Floor First Floor Room 1000S	< 0.4
3202248	3926080	12/03/2018 7:10 am	12/06/2018 7:03 am	Floor First Floor Room 1000R	< 0.4
3202249	3926091	12/03/2018 7:11 am	12/06/2018 7:06 am	Floor First Floor Room 1000P	< 0.4


**Comment:** Device 3926018 was listed but not received.

Test Performed By: Lian Zadeng

Distributed by: Intertek-PSI (VA)

Date Received: 12/07/2018    Date Logged:    Date Analyzed: 12/07/2018    Date Reported: 12/17/2018

Report Reviewed By: 

Report Approved By: 

Shawn Price, Director of Laboratory Operations, AccuStar Labs

**Disclaimer:**

The uncertainty of this radon measurement is +/- 10 %. Factors contributing to uncertainty include statistical variations, daily and seasonal variations in radon concentrations, sample collection techniques and operation of the dwelling. Interference with test conditions may influence the test results.

This report may only be transferred to a third party in its entirety. Analytical results relate to the samples AS RECEIVED BY THE LABORATORY. Results shown on this report represent levels of radon gas measured between the dates shown in the room or area of the site identified above as "Property Tested". Incorrect information will affect results. The results may not be construed as either predictive or supportive of measurements conducted in any area of this structure at any other time. AccuStar Labs, its employees and agents are not responsible for the consequences of any action taken or not taken based upon the results reported or any verbal or written interpretation of the results.

NRPP 105011 AL  
NRSB ARL0007

Laboratory Report for:

Property Tested: Project # 04481387-1

Intertek-PSI (VA)  
2930 Eskridge Road  
Fairfax VA 22031

MCPS Radon Survey Gaithersburg HS  
101 Education Blvd.  
Gaithersburg MD 20877

Log Number	Device Number	Test Exposure Duration:		Area Tested	Result pCi/L
3202250	3926092	12/03/2018 7:11 am	12/06/2018 7:06 am	Floor First Floor Room 1000P Duplicate	< 0.4
3202251	3926093	12/03/2018 7:12 am	12/06/2018 7:07 am	Floor First Floor Room 1000M	< 0.4
3202252	3926094	12/03/2018 7:13 am	12/06/2018 7:08 am	Floor First Floor Room 1000K	< 0.4
3202253	3926095	12/03/2018 7:14 am	12/06/2018 7:10 am	Floor First Floor Room 1000C	< 0.4
3202254	3926096	12/03/2018 7:14 am	12/06/2018 7:17 am	Floor First Floor Room 1000J	0.7
3202255	3926097	12/03/2018 7:15 am	12/06/2018 7:18 am	Floor First Floor Room 1000D	< 0.4
3202256	3926098	12/03/2018 7:17 am	12/06/2018 7:20 am	Floor First Floor Room 10001	< 0.4
3202257	3926099	12/03/2018 7:18 am	12/06/2018 7:21 am	Floor First Floor Room 1001A	< 0.4
3202258	3926100	12/03/2018 7:19 am	12/06/2018 7:22 am	Floor First Floor Room 1001B	< 0.4
3202259	3926011	12/03/2018 7:21 am	12/06/2018 7:23 am	Floor First Floor Room 1001C	< 0.4
3202260	3926012	12/03/2018 7:21 am	12/06/2018 7:23 am	Floor First Floor Room 1001C	< 0.4


**Comment:** Device 3926018 was listed but not received.

Test Performed By: Lian Zadeng

Distributed by: Intertek-PSI (VA)

Date Received: 12/07/2018 Date Logged:

Date Analyzed: 12/07/2018 Date Reported: 12/17/2018

Report Reviewed By: 

Report Approved By: 

**Disclaimer:**

The uncertainty of this radon measurement is +/- 10 %. Factors contributing to uncertainty include statistical variations, daily and seasonal variations in radon concentrations, sample collection techniques and operation of the dwelling. Interference with test conditions may influence the test results.

Shawn Price, Director of Laboratory Operations, AccuStar Labs

This report may only be transferred to a third party in its entirety. Analytical results relate to the samples AS RECEIVED BY THE LABORATORY. Results shown on this report represent levels of radon gas measured between the dates shown in the room or area of the site identified above as "Property Tested". Incorrect information will affect results. The results may not be construed as either predictive or supportive of measurements conducted in any area of this structure at any other time. AccuStar Labs, its employees and agents are not responsible for the consequences of any action taken or not taken based upon the results reported or any verbal or written interpretation of the results.

NRPP 105011 AL  
NRSB ARL0007

Laboratory Report for:

Property Tested: Project # 04481387-1

Intertek-PSI (VA)  
2930 Eskridge Road  
Fairfax VA 22031

MCPS Radon Survey Gaithersburg HS  
101 Education Blvd.  
Gaithersburg MD 20877

Log Number	Device Number	Test Exposure Duration:		Area Tested		Result pCi/L
3202261	3926013	12/03/2018 7:23 am	12/06/2018 7:25 am	Floor First Floor Room 1001U		< 0.4
3202262	3926014	12/03/2018 7:24 am	12/06/2018 7:26 am	Floor First Floor Room 1001D		0.4
3202263	3926015	12/03/2018 7:25 am	12/06/2018 7:27 am	Floor First Floor Room 1001E		< 0.4
3202264	3926016	12/03/2018 7:26 am	12/06/2018 7:28 am	Floor First Floor Room 1001F		< 0.4
3202265	3926017	12/03/2018 7:27 am	12/06/2018 7:29 am	Floor First Floor Room 1001S		< 0.4
3202266	3926019	12/03/2018 7:29 am	12/06/2018 7:31 am	Floor First Floor Room 1001R		0.4
3202267	3926020	12/03/2018 7:31 am	12/06/2018 7:33 am	Floor First Floor Room 1001H		< 0.4
3202268	3926021	12/03/2018 7:32 am	12/06/2018 7:34 am	Floor First Floor Room 1001J		< 0.4
3202269	3926022	12/03/2018 7:34 am	12/06/2018 7:35 am	Floor First Floor Room 1001K		< 0.4
3202270	3926024	12/03/2018 7:35 am	12/06/2018 7:36 am	Floor First Floor Room 1001L		< 0.4
3202271	3926023	12/03/2018 7:36 am	12/06/2018 7:38 am	Floor First Floor Room 1002		< 0.4


**Comment:** Device 3926018 was listed but not received.


Test Performed By: Lian Zadeng

Distributed by: Intertek-PSI (VA)

Date Received: 12/07/2018 Date Logged:

Date Analyzed: 12/07/2018 Date Reported: 12/17/2018

Report Reviewed By: 

Report Approved By: 

**Disclaimer:**

The uncertainty of this radon measurement is +/- 10 %. Factors contributing to uncertainty include statistical variations, daily and seasonal variations in radon concentrations, sample collection techniques and operation of the dwelling. Interference with test conditions may influence the test results.

Shawn Price, Director of Laboratory Operations, AccuStar Labs

This report may only be transferred to a third party in its entirety. Analytical results relate to the samples AS RECEIVED BY THE LABORATORY. Results shown on this report represent levels of radon gas measured between the dates shown in the room or area of the site identified above as "Property Tested". Incorrect information will affect results. The results may not be construed as either predictive or supportive of measurements conducted in any area of this structure at any other time. AccuStar Labs, its employees and agents are not responsible for the consequences of any action taken or not taken based upon the results reported or any verbal or written interpretation of the results.

NRPP 105011 AL  
NRSB ARL0007

Laboratory Report for:

Property Tested: Project # 04481387-1

Intertek-PSI (VA)  
2930 Eskridge Road  
Fairfax VA 22031

MCPS Radon Survey Gaithersburg HS  
101 Education Blvd.  
Gaithersburg MD 20877


Log Number	Device Number	Test Exposure Duration:		Area Tested	Result pCi/L
3202272	3926025	12/03/2018 7:36 am	12/06/2018 7:38 am	Floor First Floor Room 1002 Duplicate	< 0.4
3202273	3926026	12/03/2018 7:37 am	12/06/2018 7:39 am	Floor First Floor Room 1017	< 0.4
3202274	3926027	12/03/2018 7:39 am	12/06/2018 7:41 am	Floor First Floor Room 1017A	< 0.4
3202275	3926028	12/03/2018 7:40 am	12/06/2018 7:42 am	Floor First Floor Room 1017B	< 0.4
3202276	3926029	12/03/2018 7:42 am	12/06/2018 7:43 am	Floor First Floor Room 1015A	< 0.4
3202277	3926030	12/03/2018 7:43 am	12/06/2018 7:45 am	Floor First Floor Room 1015C	< 0.4
3202278	3926061	12/03/2018 7:45 am	12/06/2018 7:46 am	Floor First Floor Room 1015B	< 0.4
3202279	3926062	12/03/2018 7:46 am	12/06/2018 7:47 am	Floor First Floor Room 1015E	< 0.4
3202280	3926063	12/03/2018 7:47 am	12/06/2018 7:49 am	Floor First Floor Room 1015H	< 0.4
3202281	3926064	12/03/2018 7:48 am	12/06/2018 7:50 am	Floor First Floor Room 1015J	< 0.4
3202282	3926065	12/03/2018 7:49 am	12/06/2018 7:52 am	Floor First Floor Room 1015K	< 0.4

**Comment:** Device 3926018 was listed but not received.

Test Performed By: Lian Zadeng

Distributed by: Intertek-PSI (VA)

Date Received: 12/07/2018    Date Logged:    Date Analyzed: 12/07/2018    Date Reported: 12/17/2018

Report Reviewed By: 

Report Approved By:   
Shawn Price, Director of Laboratory Operations, AccuStar Labs

**Disclaimer:**

The uncertainty of this radon measurement is +/- 10 %. Factors contributing to uncertainty include statistical variations, daily and seasonal variations in radon concentrations, sample collection techniques and operation of the dwelling. Interference with test conditions may influence the test results.

This report may only be transferred to a third party in its entirety. Analytical results relate to the samples AS RECEIVED BY THE LABORATORY. Results shown on this report represent levels of radon gas measured between the dates shown in the room or area of the site identified above as "Property Tested". Incorrect information will affect results. The results may not be construed as either predictive or supportive of measurements conducted in any area of this structure at any other time. AccuStar Labs, its employees and agents are not responsible for the consequences of any action taken or not taken based upon the results reported or any verbal or written interpretation of the results.

NRPP 105011 AL  
NRSB ARL0007

Laboratory Report for:

Property Tested: Project # 04481387-1

Intertek-PSI (VA)  
2930 Eskridge Road  
Fairfax VA 22031

MCPS Radon Survey Gaithersburg HS  
101 Education Blvd.  
Gaithersburg MD 20877

Log Number	Device Number	Test Exposure Duration:		Area Tested	Result pCi/L
3202283	3926066	12/03/2018 7:50 am	12/06/2018 7:53 am	Floor First Floor Room 1015L	< 0.4
3202284	3926067	12/03/2018 7:51 am	12/06/2018 7:54 am	Floor First Floor Room 1015N	< 0.4
3202285	3926068	12/03/2018 7:52 am	12/06/2018 7:55 am	Floor First Floor Room 1015P	< 0.4
3202286	3926069	12/03/2018 7:53 am	12/06/2018 7:57 am	Floor First Floor Room 1015R	< 0.4
3202287	3926070	12/03/2018 7:53 am	12/06/2018 7:57 am	Floor First Floor Room 1015R Duplicate	< 0.4
3202288	3926051	12/03/2018 7:55 am	12/06/2018 7:58 am	Floor First Floor Room 1015Q	< 0.4
3202289	3926052	12/03/2018 8:01 am	12/06/2018 8:01 am	Floor First Floor Room 1021	< 0.4
3202290	3926053	12/03/2018 8:04 am	12/06/2018 8:02 am	Floor First Floor Room 1025	< 0.4
3202291	3926054	12/03/2018 8:05 am	12/06/2018 8:03 am	Floor First Floor Room 1027	< 0.4
3202292	3926055	12/03/2018 8:08 am	12/06/2018 8:05 am	Floor First Floor Room 1050	< 0.4
3202293	3926056	12/03/2018 8:08 am	12/06/2018 8:05 am	Floor First Floor Room 1050 Duplicate	< 0.4

**Comment:** Device 3926018 was listed but not received.

Test Performed By: Lian Zadeng

Distributed by: Intertek-PSI (VA)

Date Received: 12/07/2018 Date Logged:

Date Analyzed: 12/07/2018 Date Reported: 12/17/2018

Report Reviewed By: 

Report Approved By: 

**Disclaimer:**

The uncertainty of this radon measurement is +/- 10 %. Factors contributing to uncertainty include statistical variations, daily and seasonal variations in radon concentrations, sample collection techniques and operation of the dwelling. Interference with test conditions may influence the test results.

Shawn Price, Director of Laboratory Operations, AccuStar Labs

This report may only be transferred to a third party in its entirety. Analytical results relate to the samples AS RECEIVED BY THE LABORATORY. Results shown on this report represent levels of radon gas measured between the dates shown in the room or area of the site identified above as "Property Tested". Incorrect information will affect results. The results may not be construed as either predictive or supportive of measurements conducted in any area of this structure at any other time. AccuStar Labs, its employees and agents are not responsible for the consequences of any action taken or not taken based upon the results reported or any verbal or written interpretation of the results.

NRPP 105011 AL  
NRSB ARL0007

Laboratory Report for:

Property Tested: Project # 04481387-1

Intertek-PSI (VA)  
2930 Eskridge Road  
Fairfax VA 22031

MCPS Radon Survey Gaithersburg HS  
101 Education Blvd.  
Gaithersburg MD 20877

Log Number	Device Number	Test Exposure Duration:		Area Tested	Result pCi/L
3202294	3926057	12/03/2018 8:10 am	12/06/2018 8:07 am	Floor First Floor Room 1035	0.5
3202295	3926058	12/03/2018 8:15 am	12/06/2018 8:10 am	Floor First Floor Room 1039	0.8
3202296	3926059	12/03/2018 8:16 am	12/06/2018 8:15 am	Floor First Floor Room 1037	0.5
3202297	3926060	12/03/2018 8:20 am	12/06/2018 8:17 am	Floor First Floor Room 1020	< 0.4
3202298	3925911	12/03/2018 8:24 am	12/06/2018 8:20 am	Floor First Floor Room 1016	0.6
3202299	3925912	12/03/2018 8:24 am	12/06/2018 8:20 am	Floor First Floor Room 1016 Duplicate	0.4
3202300	3925913	12/03/2018 8:25 am	12/06/2018 8:22 am	Floor First Floor Room 1030	< 0.4
3202301	3925914	12/03/2018 8:26 am	12/06/2018 8:23 am	Floor First Floor Room 1034	0.5
3202302	3925915	12/03/2018 8:30 am	12/06/2018 8:25 am	Floor First Floor Room 1038	< 0.4
3202303	3925916	12/03/2018 8:31 am	12/06/2018 8:26 am	Floor First Floor Room 1040	< 0.4
3202304	3925917	12/03/2018 8:33 am	12/06/2018 8:29 am	Floor First Floor Room 1046	< 0.4


**Comment:** Device 3926018 was listed but not received.


Test Performed By: Lian Zadeng

Distributed by: Intertek-PSI (VA)

Date Received: 12/07/2018 Date Logged:

Date Analyzed: 12/07/2018 Date Reported: 12/17/2018

Report Reviewed By: 

Report Approved By: 

**Disclaimer:**

The uncertainty of this radon measurement is +/- 10 %. Factors contributing to uncertainty include statistical variations, daily and seasonal variations in radon concentrations, sample collection techniques and operation of the dwelling. Interference with test conditions may influence the test results.

Shawn Price, Director of Laboratory Operations, AccuStar Labs

This report may only be transferred to a third party in its entirety. Analytical results relate to the samples AS RECEIVED BY THE LABORATORY. Results shown on this report represent levels of radon gas measured between the dates shown in the room or area of the site identified above as "Property Tested". Incorrect information will affect results. The results may not be construed as either predictive or supportive of measurements conducted in any area of this structure at any other time. AccuStar Labs, its employees and agents are not responsible for the consequences of any action taken or not taken based upon the results reported or any verbal or written interpretation of the results.

NRPP 105011 AL  
NRSB ARL0007

Laboratory Report for:

Property Tested: Project # 04481387-1

Intertek-PSI (VA)  
2930 Eskridge Road  
Fairfax VA 22031

MCPS Radon Survey Gaithersburg HS  
101 Education Blvd.  
Gaithersburg MD 20877

Log Number	Device Number	Test Exposure Duration:		Area Tested	Result pCi/L
3202305	3925918	12/03/2018 8:34 am	12/06/2018 8:31 am	Floor First Floor Room 1048	< 0.4
3202306	3925919	12/03/2018 8:35 am	12/06/2018 8:32 am	Floor First Floor Room 1058	1.4
3202307	3925920	12/03/2018 8:36 am	12/06/2018 8:35 am	Floor First Floor Room 314(Stage)	1.2
3202308	3926041	12/03/2018 8:51 am	12/06/2018 8:40 am	Floor First Floor Room 314D	0.8
3202309	3926042	12/03/2018 8:43 am	12/06/2018 8:42 am	Floor First Floor Room Dressing Room	0.9
3202310	3926043	12/03/2018 8:44 am	12/06/2018 8:43 am	Floor First Floor Room 314C	1.0
3202311	3926044	12/03/2018 9:10 am	12/06/2018 8:44 am	Floor First Floor Room 1078	< 0.4
3202312	3926045	12/03/2018 9:12 am	12/06/2018 8:46 am	Floor First Floor Room 1080	0.7
3202313	3926046	12/03/2018 9:12 am	12/06/2018 8:46 am	Floor First Floor Room 1080 Duplicate	0.4
3202314	3926047	12/03/2018 9:15 am	12/06/2018 8:48 am	Floor First Floor Room J107A	< 0.4
3202315	3926048	12/03/2018 9:17 am	12/06/2018 8:50 am	Floor First Floor Room J113A	< 0.4


**Comment:** Device 3926018 was listed but not received.


Test Performed By: Lian Zadeng

Distributed by: Intertek-PSI (VA)

Date Received: 12/07/2018 Date Logged:

Date Analyzed: 12/07/2018 Date Reported: 12/17/2018

Report Reviewed By: 

Report Approved By: 

**Disclaimer:**

The uncertainty of this radon measurement is +/- 10 %. Factors contributing to uncertainty include statistical variations, daily and seasonal variations in radon concentrations, sample collection techniques and operation of the dwelling. Interference with test conditions may influence the test results.

Shawn Price, Director of Laboratory Operations, AccuStar Labs

This report may only be transferred to a third party in its entirety. Analytical results relate to the samples AS RECEIVED BY THE LABORATORY. Results shown on this report represent levels of radon gas measured between the dates shown in the room or area of the site identified above as "Property Tested". Incorrect information will affect results. The results may not be construed as either predictive or supportive of measurements conducted in any area of this structure at any other time. AccuStar Labs, its employees and agents are not responsible for the consequences of any action taken or not taken based upon the results reported or any verbal or written interpretation of the results.

NRPP 105011 AL  
NRSB ARL0007

Laboratory Report for:

Property Tested: Project # 04481387-1

Intertek-PSI (VA)  
2930 Eskridge Road  
Fairfax VA 22031

MCPS Radon Survey Gaithersburg HS  
101 Education Blvd.  
Gaithersburg MD 20877

Log Number	Device Number	Test Exposure Duration:		Area Tested	Result pCi/L
3202316	3926049	12/03/2018 9:25 am	12/06/2018 8:56 am	Floor First Floor Room 1082	< 0.4
3202317	3926050	12/03/2018 9:25 am	12/06/2018 8:56 am	Floor First Floor Room 1082 Duplicate	0.4
3202318	3926001	12/03/2018 9:27 am	12/06/2018 9:00 am	Floor First Floor Room 1063	< 0.4
3202319	3926002	12/03/2018 9:29 am	12/06/2018 9:02 am	Floor First Floor Room 1067	0.4
3202320	3926003	12/03/2018 9:29 am	12/06/2018 9:04 am	Floor First Floor Room 1069	< 0.4
3202321	3926005	12/03/2018 9:31 am	12/06/2018 9:04 am	Floor First Floor Room 1069 Duplicate	< 0.4
3202322	3926004	12/03/2018 9:36 am	12/06/2018 9:07 am	Floor First Floor Room J119	< 0.4
3202323	3926006	12/03/2018 9:38 am	12/06/2018 9:08 am	Floor First Floor Room 1075	< 0.4
3202324	3926007	12/03/2018 9:40 am	12/06/2018 9:11 am	Floor First Floor Room 1077	< 0.4
3202325	3926008	12/03/2018 9:42 am	12/06/2018 9:13 am	Floor First Floor Room 1092E	< 0.4
3202326	3926009	12/03/2018 9:46 am	12/06/2018 9:14 am	Floor First Floor Room 1092A	< 0.4


**Comment:** Device 3926018 was listed but not received.

Test Performed By: Lian Zadeng

Distributed by: Intertek-PSI (VA)

Date Received: 12/07/2018 Date Logged:

Date Analyzed: 12/07/2018 Date Reported: 12/17/2018

Report Reviewed By: 

Report Approved By: 

**Disclaimer:**

The uncertainty of this radon measurement is +/- 10 %. Factors contributing to uncertainty include statistical variations, daily and seasonal variations in radon concentrations, sample collection techniques and operation of the dwelling. Interference with test conditions may influence the test results.

Shawn Price, Director of Laboratory Operations, AccuStar Labs

This report may only be transferred to a third party in its entirety. Analytical results relate to the samples AS RECEIVED BY THE LABORATORY. Results shown on this report represent levels of radon gas measured between the dates shown in the room or area of the site identified above as "Property Tested". Incorrect information will affect results. The results may not be construed as either predictive or supportive of measurements conducted in any area of this structure at any other time. AccuStar Labs, its employees and agents are not responsible for the consequences of any action taken or not taken based upon the results reported or any verbal or written interpretation of the results.



NRPP 105011 AL  
NRSB ARL0007

Laboratory Report for:

Property Tested: Project # 04481387-1

Intertek-PSI (VA)  
2930 Eskridge Road  
Fairfax VA 22031

MCPS Radon Survey Gaithersburg HS  
101 Education Blvd.  
Gaithersburg MD 20877

Log Number	Device Number	Test Exposure Duration:		Area Tested	Result pCi/L
3202327	3926010	12/03/2018 9:47 am	12/06/2018 9:16 am	Floor First Floor Room 1092C	< 0.4
3202328	3925991	12/03/2018 9:48 am	12/06/2018 9:17 am	Floor First Floor Room 1092	< 0.4
3202329	3925992	12/03/2018 9:50 am	12/06/2018 9:18 am	Floor First Floor Room 1090E	< 0.4
3202330	3925993	12/03/2018 9:51 am	12/06/2018 9:19 am	Floor First Floor Room 1090A	< 0.4
3202331	3925994	12/03/2018 9:56 am	12/06/2018 9:21 am	Floor First Floor Room 1090	< 0.4
3202332	3925995	12/03/2018 9:56 am	12/06/2018 9:21 am	Floor First Floor Room 1090 Duplicate	< 0.4
3202333	3925996	12/03/2018 9:57 am	12/06/2018 9:23 am	Floor First Floor Room 1090D	< 0.4
3202334	3925998	12/03/2018 10:00 am	12/06/2018 9:25 am	Floor First Floor Room 1083	< 0.4
3202335	3925999	12/03/2018 10:08 am	12/06/2018 9:26 am	Floor First Floor Room 1087	< 0.4
3202336	3926000	12/03/2018 10:09 am	12/06/2018 9:28 am	Floor First Floor Room 1087B	< 0.4
3202337	3926031	12/03/2018 10:11 am	12/06/2018 9:30 am	Floor First Floor Room 1091	< 0.4


**Comment:** Device 3926018 was listed but not received.


Test Performed By: Lian Zadeng

Distributed by: Intertek-PSI (VA)

Date Received: 12/07/2018 Date Logged:

Date Analyzed: 12/07/2018 Date Reported: 12/17/2018

Report Reviewed By: 

Report Approved By: 

**Disclaimer:**

The uncertainty of this radon measurement is +/- 10 %. Factors contributing to uncertainty include statistical variations, daily and seasonal variations in radon concentrations, sample collection techniques and operation of the dwelling. Interference with test conditions may influence the test results.

Shawn Price, Director of Laboratory Operations, AccuStar Labs

This report may only be transferred to a third party in its entirety. Analytical results relate to the samples AS RECEIVED BY THE LABORATORY. Results shown on this report represent levels of radon gas measured between the dates shown in the room or area of the site identified above as "Property Tested". Incorrect information will affect results. The results may not be construed as either predictive or supportive of measurements conducted in any area of this structure at any other time. AccuStar Labs, its employees and agents are not responsible for the consequences of any action taken or not taken based upon the results reported or any verbal or written interpretation of the results.

NRPP 105011 AL  
NRSB ARL0007

Laboratory Report for:

Property Tested: Project # 04481387-1

Intertek-PSI (VA)  
2930 Eskridge Road  
Fairfax VA 22031

MCPS Radon Survey Gaithersburg HS  
101 Education Blvd.  
Gaithersburg MD 20877

Log Number	Device Number	Test Exposure Duration:		Area Tested	Result pCi/L
3202338	3926032	12/03/2018 10:11 am	12/06/2018 9:30 am	Floor First Floor Room 1091 Duplicate	< 0.4
3202339	3926033	12/03/2018 10:12 am	12/06/2018 9:32 am	Floor First Floor Room 1095	< 0.4
3202340	3926035	12/03/2018 10:15 am	12/06/2018 9:35 am	Floor First Floor Room 1120	< 0.4
3202341	3926036	12/03/2018 10:16 am	12/06/2018 9:36 am	Floor First Floor Room 1117	< 0.4
3202342	3926037	12/03/2018 10:17 am	12/06/2018 9:37 am	Floor First Floor Room 1117A	< 0.4
3202343	3926038	12/03/2018 10:19 am	12/06/2018 9:39 am	Floor First Floor Room 1118	< 0.4
3202344	3926039	12/03/2018 10:22 am	12/06/2018 9:41 am	Floor First Floor Room 1114	< 0.4
3202345	3926040	12/03/2018 10:23 am	12/06/2018 9:42 am	Floor First Floor Room 1115	< 0.4
3202346	3925921	12/03/2018 10:24 am	12/06/2018 9:43 am	Floor First Floor Room 1113	< 0.4
3202347	3925922	12/03/2018 10:25 am	12/06/2018 9:44 am	Floor First Floor Room 1112	< 0.4
3202348	3925923	12/03/2018 10:27 am	12/06/2018 9:46 am	Floor First Floor Room 1106	< 0.4


**Comment:** Device 3926018 was listed but not received.

Test Performed By: Lian Zadeng

Distributed by: Intertek-PSI (VA)

Date Received: 12/07/2018 Date Logged:

Date Analyzed: 12/07/2018 Date Reported: 12/17/2018

Report Reviewed By: 

Report Approved By: 

**Disclaimer:**

The uncertainty of this radon measurement is ~+/- 10 %. Factors contributing to uncertainty include statistical variations, daily and seasonal variations in radon concentrations, sample collection techniques and operation of the dwelling. Interference with test conditions may influence the test results.

Shawn Price, Director of Laboratory Operations, AccuStar Labs

This report may only be transferred to a third party in its entirety. Analytical results relate to the samples AS RECEIVED BY THE LABORATORY. Results shown on this report represent levels of radon gas measured between the dates shown in the room or area of the site identified above as "Property Tested". Incorrect information will affect results. The results may not be construed as either predictive or supportive of measurements conducted in any area of this structure at any other time. AccuStar Labs, its employees and agents are not responsible for the consequences of any action taken or not taken based upon the results reported or any verbal or written interpretation of the results.

NRPP 105011 AL  
NRSB ARL0007

Laboratory Report for:

Property Tested: Project # 04481387-1

Intertek-PSI (VA)  
2930 Eskridge Road  
Fairfax VA 22031

MCPS Radon Survey Gaithersburg HS  
101 Education Blvd.  
Gaithersburg MD 20877

Log Number	Device Number	Test Exposure Duration:	Area Tested	Result pCi/L
3202349	3925924	12/03/2018 10:28 am 12/06/2018 9:49 am	Floor First Floor Room 1108	< 0.4
3202350	3925925	12/03/2018 10:28 am 12/06/2018 9:49 am	Floor First Floor Room 1108 Duplicate	< 0.4
3202351	3925926	12/03/2018 10:35 am 12/06/2018 9:50 am	Floor First Floor Room 1110	< 0.4
3202352	3925927	12/03/2018 10:36 am 12/06/2018 9:52 am	Floor First Floor Room 1104	< 0.4
3202353	3925928	12/03/2018 10:37 am 12/06/2018 9:55 am	Floor First Floor Room 1111	< 0.4
3202354	3925929	12/03/2018 10:40 am 12/06/2018 9:56 am	Floor First Floor Room 1107	< 0.4
3202355	3925930	12/03/2018 10:45 am 12/06/2018 9:57 am	Floor First Floor Room 1123	< 0.4
3202356	3925931	12/03/2018 10:46 am 12/06/2018 9:58 am	Floor First Floor Room 1122	< 0.4
3202357	3925932	12/03/2018 10:47 am 12/06/2018 9:59 am	Floor First Floor Room 1122A	< 0.4
3202358	3925933	12/03/2018 10:48 am 12/06/2018 10:00 am	Floor First Floor Room 1124	< 0.4
3202359	3925934	12/03/2018 10:48 am 12/06/2018 10:00 am	Floor First Floor Room 1124 Duplicate	< 0.4


**Comment:** Device 3926018 was listed but not received.


Test Performed By: Lian Zadeng

Distributed by: Intertek-PSI (VA)

Date Received: 12/07/2018 Date Logged:

Date Analyzed: 12/07/2018 Date Reported: 12/17/2018

Report Reviewed By: 

Report Approved By: 

**Disclaimer:**

The uncertainty of this radon measurement is +/- 10 %. Factors contributing to uncertainty include statistical variations, daily and seasonal variations in radon concentrations, sample collection techniques and operation of the dwelling. Interference with test conditions may influence the test results.

Shawn Price, Director of Laboratory Operations, AccuStar Labs

This report may only be transferred to a third party in its entirety. Analytical results relate to the samples AS RECEIVED BY THE LABORATORY. Results shown on this report represent levels of radon gas measured between the dates shown in the room or area of the site identified above as "Property Tested". Incorrect information will affect results. The results may not be construed as either predictive or supportive of measurements conducted in any area of this structure at any other time. AccuStar Labs, its employees and agents are not responsible for the consequences of any action taken or not taken based upon the results reported or any verbal or written interpretation of the results.

NRPP 105011 AL  
NRSB ARL0007

Laboratory Report for:

Property Tested: Project # 04481387-1

Intertek-PSI (VA)  
2930 Eskridge Road  
Fairfax VA 22031

MCPS Radon Survey Gaithersburg HS  
101 Education Blvd.  
Gaithersburg MD 20877

Log Number	Device Number	Test Exposure Duration:				Area Tested	Result pCi/L
3202360	3925935	12/03/2018	10:50 am	12/06/2018	10:02 am	Floor First Floor Room 1125	< 0.4
3202361	3925936	12/03/2018	10:51 am	12/06/2018	10:04 am	Floor First Floor Room 1129	< 0.4
3202362	3925937	12/03/2018	10:52 am	12/06/2018	10:05 am	Floor First Floor Room 1126	< 0.4
3202363	3925938	12/03/2018	10:55 am	12/06/2018	10:07 am	Floor First Floor Room 1136	< 0.4
3202364	3925939	12/03/2018	10:56 am	12/06/2018	10:08 am	Floor First Floor Room 1138	< 0.4
3202365	3925940	12/03/2018	10:05 am	12/06/2018	10:10 am	Floor First Floor Room 1134	< 0.4
3202366	3925981	12/03/2018	11:00 am	12/06/2018	10:11 am	Floor First Floor Room 1131	< 0.4
3202367	3925982	12/03/2018	11:02 am	12/06/2018	10:12 am	Floor First Floor Room 1137	< 0.4
3202368	3925983	12/03/2018	11:03 am	12/06/2018	10:14 am	Floor First Floor Room 1144	< 0.4
3202369	3925984	12/03/2018	11:04 am	12/06/2018	10:13 am	Floor First Floor Room 1142	< 0.4
3202370	3925985	12/03/2018	11:06 am	12/06/2018	10:15 am	Floor First Floor Room 1148	< 0.4


**Comment:** Device 3926018 was listed but not received.


Test Performed By: Lian Zadeng

Distributed by: Intertek-PSI (VA)

Date Received: 12/07/2018 Date Logged:

Date Analyzed: 12/07/2018 Date Reported: 12/17/2018

Report Reviewed By: 

Report Approved By: 

**Disclaimer:**

The uncertainty of this radon measurement is +/- 10 %. Factors contributing to uncertainty include statistical variations, daily and seasonal variations in radon concentrations, sample collection techniques and operation of the dwelling. Interference with test conditions may influence the test results.

Shawn Price, Director of Laboratory Operations, AccuStar Labs

This report may only be transferred to a third party in its entirety. Analytical results relate to the samples AS RECEIVED BY THE LABORATORY. Results shown on this report represent levels of radon gas measured between the dates shown in the room or area of the site identified above as "Property Tested". Incorrect information will affect results. The results may not be construed as either predictive or supportive of measurements conducted in any area of this structure at any other time. AccuStar Labs, its employees and agents are not responsible for the consequences of any action taken or not taken based upon the results reported or any verbal or written interpretation of the results.

NRPP 105011 AL  
NRSB ARL0007

Laboratory Report for:

Property Tested: Project # 04481387-1

Intertek-PSI (VA)  
2930 Eskridge Road  
Fairfax VA 22031

MCPS Radon Survey Gaithersburg HS  
101 Education Blvd.  
Gaithersburg MD 20877


Log Number	Device Number	Test Exposure Duration:				Area Tested	Result pCi/L
3202371	3925986	12/03/2018	11:07 am	12/06/2018	10:17 am	Floor First Floor Room 1148	< 0.4
3202372	3925987	12/03/2018	11:12 am	12/06/2018	10:33 am	Floor First Floor Room 1152	< 0.4
3202373	3925988	12/03/2018	11:15 am	12/06/2018	10:35 am	Floor First Floor Room 1154	< 0.4
3202374	3925989	12/03/2018	11:17 am	12/06/2018	10:38 am	Floor First Floor Room 1156	< 0.4
3202375	3925990	12/03/2018	11:17 am	12/06/2018	10:38 am	Floor First Floor Room 1156 Duplicate	< 0.4
3202376	3925971	12/03/2018	11:35 am	12/06/2018	10:39 am	Floor First Floor Room 1149	< 0.4
3202377	3925972	12/03/2018	11:36 am	12/06/2018	10:41 am	Floor First Floor Room 1153	< 0.4
3202378	3925973	12/03/2018	11:36 am	12/06/2018	10:41 am	Floor First Floor Room 1153 Duplicate	< 0.4
3202379	3925974	12/03/2018	11:37 am	12/06/2018	10:42 am	Floor First Floor Room 1158	< 0.4
3202380	3925975	12/03/2018	11:40 am	12/06/2018	10:44 am	Floor First Floor Room 1157	< 0.4
3202381	3925976	12/03/2018	11:45 am	12/06/2018	10:45 am	Floor First Floor Room 1160	< 0.4


**Comment:** Device 3926018 was listed but not received.

Test Performed By: Lian Zadeng

Distributed by: Intertek-PSI (VA)

Date Received: 12/07/2018    Date Logged:    Date Analyzed: 12/07/2018    Date Reported: 12/17/2018

Report Reviewed By: 

Report Approved By: 

Shawn Price, Director of Laboratory Operations, AccuStar Labs

**Disclaimer:**

The uncertainty of this radon measurement is ~+/- 10 %. Factors contributing to uncertainty include statistical variations, daily and seasonal variations in radon concentrations, sample collection techniques and operation of the dwelling. Interference with test conditions may influence the test results.

This report may only be transferred to a third party in its entirety. Analytical results relate to the samples AS RECEIVED BY THE LABORATORY. Results shown on this report represent levels of radon gas measured between the dates shown in the room or area of the site identified above as "Property Tested". Incorrect information will affect results. The results may not be construed as either predictive or supportive of measurements conducted in any area of this structure at any other time. AccuStar Labs, its employees and agents are not responsible for the consequences of any action taken or not taken based upon the results reported or any verbal or written interpretation of the results.

NRPP 105011 AL  
NRSB ARL0007

Laboratory Report for:

Property Tested: Project # 04481387-1

Intertek-PSI (VA)  
2930 Eskridge Road  
Fairfax VA 22031

MCPS Radon Survey Gaithersburg HS  
101 Education Blvd.  
Gaithersburg MD 20877


Log Number	Device Number	Test Exposure Duration:		Area Tested	Result pCi/L
3202382	3925977	12/03/2018 11:46 am	12/06/2018 10:46 am	Floor First Floor Room 1160C	< 0.4
3202383	3925978	12/03/2018 11:50 am	12/06/2018 10:48 am	Floor First Floor Room 1162	< 0.4
3202384	3925979	12/03/2018 11:51 am	12/06/2018 10:50 am	Floor First Floor Room 1161	< 0.4
3202385	3925980	12/03/2018 11:51 am	12/06/2018 10:50 am	Floor First Floor Room 1161 Duplicate	< 0.4
3202386	3925961	12/03/2018 1:08 pm	12/06/2018 10:58 am	Floor Third Floor Room 3020	< 0.4
3202387	3925962	12/03/2018 1:10 pm	12/06/2018 11:00 am	Floor Third Floor Room 3038	< 0.4
3202388	3925963	12/03/2018 1:13 pm	12/06/2018 11:03 am	Floor Third Floor Room 3055	< 0.4
3202389	3925964	12/03/2018 1:15 pm	12/06/2018 11:05 am	Floor Third Floor Room 3068	< 0.4
3202390	3925965	12/03/2018 1:17 pm	12/06/2018 11:07 am	Floor Third Floor Room 3078	< 0.4
3202391	3925966	12/03/2018 1:18 pm	12/06/2018 11:08 am	Floor Third Floor Room 3002	< 0.4
3202392	3925967	12/03/2018 1:20 pm	12/06/2018 11:11 am	Floor Third Floor Room 3012	< 0.4


**Comment:** Device 3926018 was listed but not received.

Test Performed By: Lian Zadeng

Distributed by: Intertek-PSI (VA)

Date Received: 12/07/2018    Date Logged:    Date Analyzed: 12/07/2018    Date Reported: 12/17/2018

Report Reviewed By: 

Report Approved By: 

**Disclaimer:**

The uncertainty of this radon measurement is +/- 10 %. Factors contributing to uncertainty include statistical variations, daily and seasonal variations in radon concentrations, sample collection techniques and operation of the dwelling. Interference with test conditions may influence the test results.

Shawn Price, Director of Laboratory Operations, AccuStar Labs

This report may only be transferred to a third party in its entirety. Analytical results relate to the samples AS RECEIVED BY THE LABORATORY. Results shown on this report represent levels of radon gas measured between the dates shown in the room or area of the site identified above as "Property Tested". Incorrect information will affect results. The results may not be construed as either predictive or supportive of measurements conducted in any area of this structure at any other time. AccuStar Labs, its employees and agents are not responsible for the consequences of any action taken or not taken based upon the results reported or any verbal or written interpretation of the results.

NRPP 105011 AL  
NRSB ARL0007

Laboratory Report for:

Property Tested: Project # 04481387-1

Intertek-PSI (VA)  
2930 Eskridge Road  
Fairfax VA 22031

MCPS Radon Survey Gaithersburg HS  
101 Education Blvd.  
Gaithersburg MD 20877


Log Number	Device Number	Test Exposure Duration:	Area Tested	Result pCi/L
3202393	3925968	12/03/2018 1:25 pm 12/06/2018 11:15 am	Floor Third Floor Room 2012	< 0.4
3202394	3925969	12/03/2018 1:27 pm 12/06/2018 11:18 am	Floor Third Floor Room 2025	< 0.4
3202395	3925970	12/03/2018 1:27 pm 12/06/2018 11:18 am	Floor Third Floor Room 2025 Duplicate	< 0.4
3202396	3926131	12/03/2018 1:30 pm 12/06/2018 11:20 am	Floor Third Floor Room 2037	< 0.4
3202397	3926132	12/03/2018 1:32 pm 12/06/2018 11:22 am	Floor Third Floor Room 2060	0.8
3202398	3926133	12/03/2018 1:33 pm 12/06/2018 11:24 am	Floor Third Floor Room 2071	< 0.4
3202399	3926134	12/03/2018 1:35 pm 12/06/2018 11:26 am	Floor Third Floor Room 2059	< 0.4
3202400	3925951	12/03/2018 1:28 pm 12/06/2018 11:30 am	Floor First Floor Room 1001M	0.4
3202401	3925952	12/03/2018 1:30 pm 12/06/2018 11:36 am	Floor First Floor Room 1019	< 0.4
3202402	3925954	12/03/2018 1:35 pm 12/06/2018 11:40 am	Floor First Floor Room 0008	< 0.4
3202403	3926135	12/03/2018 1:37 pm 12/06/2018 11:30 am	Floor Second Floor Room 2074	< 0.4


**Comment:** Device 3926018 was listed but not received.

Test Performed By: Lian Zadeng

Distributed by: Intertek-PSI (VA)

Date Received: 12/07/2018 Date Logged: Date Analyzed: 12/07/2018 Date Reported: 12/17/2018

Report Reviewed By: 

Report Approved By: 

**Disclaimer:**

The uncertainty of this radon measurement is +/- 10 %. Factors contributing to uncertainty include statistical variations, daily and seasonal variations in radon concentrations, sample collection techniques and operation of the dwelling. Interference with test conditions may influence the test results.

This report may only be transferred to a third party in its entirety. Analytical results relate to the samples AS RECEIVED BY THE LABORATORY. Results shown on this report represent levels of radon gas measured between the dates shown in the room or area of the site identified above as "Property Tested". Incorrect information will affect results. The results may not be construed as either predictive or supportive of measurements conducted in any area of this structure at any other time. AccuStar Labs, its employees and agents are not responsible for the consequences of any action taken or not taken based upon the results reported or any verbal or written interpretation of the results.

NRPP 105011 AL  
NRSB ARL0007

Laboratory Report for:

Property Tested: Project # 04481387-1

Intertek-PSI (VA)  
2930 Eskridge Road  
Fairfax VA 22031

MCPS Radon Survey Gaithersburg HS  
101 Education Blvd.  
Gaithersburg MD 20877


Log Number	Device Number	Test Exposure Duration:	Area Tested	Result pCi/L
3202404	3926136	12/03/2018 1:39 pm 12/06/2018 11:35 am	Floor Second Floor Room 2079	< 0.4
3202405	3926137	12/03/2018 1:41 pm 12/06/2018 11:43 am	Floor Second Floor Room 2088	< 0.4
3202406	3926138	12/03/2018 1:42 pm 12/06/2018 11:45 am	Floor Second Floor Room 2091	< 0.4
3202407	3926139	12/03/2018 1:43 pm 12/06/2018 11:49 am	Floor Second Floor Room 2096	< 0.4
3202408	3926140	12/03/2018 1:43 pm 12/06/2018 11:49 am	Floor Second Floor Room 2096 Duplicate	< 0.4
3202409	3925955	12/03/2018 1:46 pm 12/06/2018 11:52 am	Floor Second Floor Room 2005	< 0.4
3202410	3925956	12/03/2018 1:47 pm 12/06/2018 11:53 am	Floor Second Floor Room 2004H	0.4
3202411	3925957	12/03/2018 1:47 pm 12/06/2018 11:55 am	Floor Second Floor Room 2004	< 0.4
3202412	3917674	12/03/2018 6:00 am 12/06/2018 4:45 pm	Floor NA Room Blank	< 0.4
3202413	3926664	12/03/2018 6:54 am 12/06/2018 11:55 am	Floor NA Room Blank	< 0.4
3202414	3926665	12/03/2018 6:54 am 12/06/2018 11:55 am	Floor NA Room Blank	< 0.4

**Comment:** Device 3926018 was listed but not received.

Test Performed By: Lian Zadeng

Distributed by: Intertek-PSI (VA)

Date Received: 12/07/2018 Date Logged: Date Analyzed: 12/07/2018 Date Reported: 12/17/2018

Report Reviewed By: 

Report Approved By: 

**Disclaimer:**

The uncertainty of this radon measurement is +/- 10 %. Factors contributing to uncertainty include statistical variations, daily and seasonal variations in radon concentrations, sample collection techniques and operation of the dwelling. Interference with test conditions may influence the test results.

Shawn Price, Director of Laboratory Operations, AccuStar Labs

This report may only be transferred to a third party in its entirety. Analytical results relate to the samples AS RECEIVED BY THE LABORATORY. Results shown on this report represent levels of radon gas measured between the dates shown in the room or area of the site identified above as "Property Tested". Incorrect information will affect results. The results may not be construed as either predictive or supportive of measurements conducted in any area of this structure at any other time. AccuStar Labs, its employees and agents are not responsible for the consequences of any action taken or not taken based upon the results reported or any verbal or written interpretation of the results.



NRPP 105011 AL  
NRSB ARL0007

Laboratory Report for:

Property Tested: Project # 04481387-1

Intertek-PSI (VA)  
2930 Eskridge Road  
Fairfax VA 22031

MCPS Radon Survey Gaithersburg HS  
101 Education Blvd.  
Gaithersburg MD 20877

Log Number	Device Number	Test Exposure	Duration:	Area Tested	Result
3202415	3926654	12/03/2018 6:00 am	12/06/2018 4:45 pm	Floor NA Room Blank	< 0.4


**Comment:** Device 3926018 was listed but not received.


Test Performed By: Lian Zadeng

Distributed by: Intertek-PSI (VA)

Date Received: 12/07/2018 Date Logged:

Date Analyzed: 12/07/2018 Date Reported: 12/17/2018

Report Reviewed By: 

Report Approved By: 

**Disclaimer:**

Shawn Price, Director of Laboratory Operations, AccuStar Labs

The uncertainty of this radon measurement is  $\sim\pm 10\%$ . Factors contributing to uncertainty include statistical variations, daily and seasonal variations in radon concentrations, sample collection techniques and operation of the dwelling. Interference with test conditions may influence the test results.

This report may only be transferred to a third party in its entirety. Analytical results relate to the samples AS RECEIVED BY THE LABORATORY. Results shown on this report represent levels of radon gas measured between the dates shown in the room or area of the site identified above as "Property Tested". Incorrect information will affect results. The results may not be construed as either predictive or supportive of measurements conducted in any area of this structure at any other time. AccuStar Labs, its employees and agents are not responsible for the consequences of any action taken or not taken based upon the results reported or any verbal or written interpretation of the results.

NELAC NY 11769  
NRPP 103216 AL  
NRSB ARL0017

EPA Method #402-R-92-004  
Liquid Scintillation  
NRPP Device Code 8088  
NRSB Device Code 12193

Laboratory Report for:

Property Tested:

Intertek-PSI (VA)  
2930 Eskridge Road  
Fairfax VA 22031


MCPS Radon Survey  
101 Education Blvd.  
Gaithersburg Maryland 20877 USA


Log Number	Device Number	Test Exposure Duration:		Area Tested	Result pCi/L
2391566	3888379	12/03/2018 7:59 am	12/06/2018 7:59 am	First Floor Room GYM1012	2.9
2391568	3888388	12/03/2018 8:38 am	12/06/2018 8:37 am	First Floor Room 1026	0.6
2403701	3888337	12/03/2018 8:40 am	12/06/2018 8:38 am	First Floor Room Auditorium 314	1.8

**Comment:** A copy of this report was emailed to Intertek-PSI (VA).

Distributed by: Intertek-PSI (VA)

Date Received: 12/12/2018    Date Logged: 12/12/2018    Date Analyzed: 12/08/2018    Date Reported: 01/02/2019

Report Reviewed By: 

Report Approved By: 

**Disclaimer:**

Shawn Price, Director of Laboratory Operations, AccuStar Labs

The uncertainty of this radon measurement is +/- 10 %. Factors contributing to uncertainty include statistical variations, daily and seasonal variations in radon concentrations, sample collection techniques and operation of the dwelling. Interference with test conditions may influence the test results.

This report may only be transferred to a third party in its entirety. Analytical results relate to the samples AS RECEIVED BY THE LABORATORY. Results shown on this report represent levels of radon gas measured between the dates shown in the room or area of the site identified above as "Property Tested". Incorrect information will affect results. The results may not be construed as either predictive or supportive of measurements conducted in any area of this structure at any other time. AccuStar Labs, its employees and agents are not responsible for the consequences of any action taken or not taken based upon the results reported or any verbal or written interpretation of the results.

NRPP 105011 AL  
NRSB ARL0007  
Ohio RL41

EPA Method #402-R-92-004  
Charcoal Canister  
NRPP Device Code 6048  
NRSB Device Code 10317

Laboratory Report for:

Property Tested:

Intertek-PSI (VA)  
2930 Eskridge Road  
Fairfax VA 22031

MCPS Radon Survey  
4514 Taylorsville Road  
Dayton OH 45424

Log Number	Device Number	Test Exposure Duration:	Area Tested	Result pCi/L
3204125	3926831	12/07/2018 9:47 am - 12/10/2018 9:47 am	Spike	36.1
3204126	3926832	12/07/2018 9:47 am - 12/10/2018 9:47 am	Spike	34.8
3204127	3926833	12/07/2018 9:47 am - 12/10/2018 9:47 am	Spike	33.7
3204128	3926834	12/07/2018 9:47 am - 12/10/2018 9:47 am	Spike	35.8
3204129	3926835	12/07/2018 9:47 am - 12/10/2018 9:47 am	Spike	35.0
3204130	3926836	12/07/2018 9:47 am - 12/10/2018 9:47 am	Spike	34.5
3204131	3926837	12/07/2018 9:47 am - 12/10/2018 9:47 am	Spike	34.6
3204132	3926838	12/07/2018 9:47 am - 12/10/2018 9:47 am	Spike	34.3
3204133	3926839	12/07/2018 9:47 am - 12/10/2018 9:47 am	Spike	33.2
3204134	3926840	12/07/2018 9:47 am - 12/10/2018 9:47 am	Spike	34.0

**Comment:** A copy of this report was e-mailed to Intertek-PSI (VA)

Test Performed By: Unknown

Distributed by: Intertek-PSI (VA)

Date Received: 12/12/2018    Date Logged: 12/12/2018    Date Analyzed: 12/12/2018    Date Reported: 12/13/2018

Report Reviewed By: 

Report Approved By: 

**Disclaimer:**

The uncertainty of this radon measurement is +/- 10 %. Factors contributing to uncertainty include statistical variations, daily and seasonal variations in radon concentrations, sample collection techniques and operation of the dwelling. Interference with test conditions may influence the test results.

Shawn Price, Director of Laboratory Operations, AccuStar Labs

This report may only be transferred to a third party in its entirety. Analytical results relate to the samples AS RECEIVED BY THE LABORATORY. Results shown on this report represent levels of radon gas measured between the dates shown in the room or area of the site identified above as "Property Tested". Incorrect information will affect results. The results may not be construed as either predictive or supportive of measurements conducted in any area of this structure at any other time. AccuStar Labs, its employees and agents are not responsible for the consequences of any action taken or not taken based upon the results reported or any verbal or written interpretation of the results.

# EXPOSURE IN BOWSER-MORNER RADON CHAMBER

CLIENT Intertek - PSI

Job Number 187732

NOMINAL Conditions: Radon Conc 32.6 pCi/L Rel. Hum 49.1 % Temp. 70.1 F

Date Start: 12/7/18 Date Stop: 12/10/18

Date Start: \_\_\_\_\_ Date Stop: \_\_\_\_\_

Time Start: 0947 Time Stop: 0947

Time Start: \_\_\_\_\_ Time Stop: \_\_\_\_\_

Device No.'s: (10) Char. Cans-

Device No.'s: \_\_\_\_\_

3926831 thru 3926840

G2 left

Date Start: \_\_\_\_\_ Date Stop: \_\_\_\_\_

Date Start: \_\_\_\_\_ Date Stop: \_\_\_\_\_

Time Start: \_\_\_\_\_ Time Stop: \_\_\_\_\_

Time Start: \_\_\_\_\_ Time Stop: \_\_\_\_\_

Device No.'s: \_\_\_\_\_

Device No.'s: \_\_\_\_\_

Date Start: \_\_\_\_\_ Date Stop: \_\_\_\_\_

Date Start: \_\_\_\_\_ Date Stop: \_\_\_\_\_

Time Start: \_\_\_\_\_ Time Stop: \_\_\_\_\_

Time Start: \_\_\_\_\_ Time Stop: \_\_\_\_\_

Device No.'s: \_\_\_\_\_

Device No.'s: \_\_\_\_\_

Note: All times are in 24-hour (military) notation, Eastern Standard Time (EST)  
Background = 7  $\mu$ R/h Elevation = 820 ft



## Chain of Custody

Project Name: MCPS Radon Survey 2018

Name of Schools:

- |  |                                |
|--|--------------------------------|
| 1. Ewing Center                            | 13. Garrett Park ES Annex      |
| 2. Department of Food & Nutrition Services | 14. Goshen ES                  |
| 3. Damascus HS                             | 15. Kingsley Wilderness Center |
| 4. Edison HS                               | 16. Kensington Parkwood ES     |
| 5. Emory Grove Center                      | 17. Monocacy ES                |
| 6. John Poole MS                           | 18. Lakewood ES                |
| 7. Lakelands Park MS                       | 19. Little Bennett ES          |
| 8. Laytonsville ES                         | 20. Lois P. Rockwell ES        |
| 9. Gaithersburg HS                         | 21. Olney ES                   |
| 10. Neelsville MS                          | 22. North Chevy Chase ES       |
| 11. Sequoyah ES                            | 23. Woodfield ES               |
| 12. Clarksburg ES Annex                    | 24. Wootton HS                 |

---

	Date	Initials
Radon Test Kits Deployed	12/03/2018	ML
Radon Test Kits Sampled	12/06/2018	ML
Radon Test Kits Shipped to Lab*	12/06/2018	ML
Radon Test Kits Received by Lab*	12/07/2018; 12/08/2018	ML

\*All samples sent to AccuStar Laboratories, 929 Mount Zion Road, Lebanon, PA 17046 and 2 Saber Way, Haverhill, MA 01835

# RADON SCREENING SURVEY – FOLLOW-UP GAITHERSBURG HIGH SCHOOL

101 Education Blvd., Gaithersburg, Maryland 20877

## EXECUTIVE SUMMARY

Date of Test Report:	3/22/16 Follow-Up
Round of Testing:	Initial <span style="border: 1px solid red; border-radius: 50%; padding: 2px;">Follow-up</span> Post Remediation
# Rooms Tested	10
# Rooms $\geq$ 4.0 pCi/L:	0
Low Value:	<0.3
High Value:	3.9
Confirmed Rooms $\geq$ 4.0 pCi/L US EPA Action Level	0

### Summary of Sampling Events $\geq$ 4.0 pCi/L

Room	Result (pCi/L) 1/28/16 Initial	Result (pCi/L) 3/22/16 Follow-Up	Average Result (pCi/L)
1008	--- Missing	1.8	1.8
1008	1.7 Tampered	0.8	1.3
1008	1.6 Tampered	3.9	2.8
1107	0.5 Open Window	<0.3	0.4
1110	Not Sampled	<0.3	<0.3
1111	0.6 Open Window	<0.3	0.5
1117	Not Sampled	<0.3	<0.3
1150	--- Missing	<0.3	<0.3
1158	--- Missing	<0.3	<0.3
1162	--- Missing	<0.3	<0.3
3072	---- Missing	<0.3	<0.3



## MCPS RADON TESTING

### Executive Summary: Gaithersburg High School

Date of Test Report:	3/22/2016
Round of Testing:	Initial Follow-up Post Remediation
# Rooms Tested:	10
# Rooms $\geq$ 4.0 pCi/L:	0
Low Value:	< 0.3
High Value:	3.9

#### Project Status:

Retesting completed; no further action at this time.



March 22, 2016

Mr. Richard Cox  
Indoor Air Quality Team Leader  
Montgomery County Public Schools  
850 Hungerford Drive  
Rockville, MD 20850

Re: **Radon Testing Services**  
KCI Job # 12146341.30

Location: Gaithersburg High School  
101 Education Boulevard  
Gaithersburg, Maryland 20877

Dear Mr. Cox:

KCI Technologies, Inc. (KCI) is pleased to submit the following report to the Montgomery County Public Schools (MCPS) pursuant to completing a “short-term” 3 day radon test for the Gaithersburg High School, located at 101 Education Boulevard in Gaithersburg, Maryland 20877 (subject site).

**Scope of Services:**

KCI conducted radon testing at the subject site to evaluate indoor radon levels relative to the USEPA's recommended action level of 4.0 picocuries per Liter (pCi/L) - the level at which EPA recommends that schools take action to reduce the level. KCI conducted the radon testing in accordance with American Association of Radon Scientists and Technologists (AARST) *Protocol for Conducting Measurements of Radon and Radon Decay Products in Schools and Large Buildings*. A National Radon Safety Board (NRSB) Radon Measurement Specialist (certification #14SS056) supervised the testing. Additional information on radon management and the health effects of radon exposure is available from [www.montgomerycountymd.gov/dep/air/radon](http://www.montgomerycountymd.gov/dep/air/radon) or [www.epa.gov/radon](http://www.epa.gov/radon).

KCI visited the site on February 29, 2016 and deployed sixteen (16) activated charcoal (AC) radon test kits. KCI deployed radon test kits in frequently-occupied ground contact rooms, and other areas, (if applicable) in accordance with AARST guidance. A floor plan map of the building with the test locations is included as Attachment A of this report.

As a quality control measure, KCI included duplicate samples, field blanks, lab transit blanks, and office blanks in accordance with AARST recommendations. In addition, KCI submitted six (6) test kits to Bowser-Morner, Inc. as spike samples. The spiked tests were exposed to a known radon concentration by Bowser-Morner prior to being returned to the laboratory for analysis.

KCI returned to the site on March 3, 2016 to retrieve the radon sampling test kits. KCI shipped all radon tests via overnight delivery to Airchek, Inc. for analysis by gamma-ray spectroscopy. Airchek, Inc. is a NRSB certified analytical laboratory for radon analysis (certification # ARL1402) located at 1936 Butler



Bridge Road, Mills River, North Carolina.

**Evaluation of Testing Conditions:**

The operating condition that represents the greatest amount of significantly occupied time for this building is; heating active, with outdoor temperature averages  $\leq 65^{\circ}$  F.

KCI concludes that the test period reasonably represents normal conditions when the building is significantly occupied. Clear characterization of the radon hazard is most likely to be observed under this normal operating condition. Based on the evaluation of test conditions, this test should reasonably characterize radon hazards.

KCI also conducted observations of field conditions which could affect the results of the test and compiled weather data for the testing period. KCI recorded observations of the following conditions in each room at the time of deployment and collection of the radon test kits:

- Indoor temperature,
- HVAC Operation,
- Dehumidifier operation,
- Humidifier operation,
- Ceiling fan operation, and
- Open windows or doors.

**Results:**

The results of the radon test analysis indicated the following:

<b>Radon Concentration</b>	<b>Room</b>	<b>Result</b>
$\geq 4.0$ pCi/L	none	n/a
$< 4.0$ pCi/L	See Attachment B	

Notes:  
D- Duplicate sample

The field blank, office blanks, and lab transit blanks had test results of less than the laboratory detection limit of 0.3 pCi/L. Review of the duplicate sample analysis indicates that adequate laboratory measurement precision was achieved. The Spike sample analysis results indicate the laboratory is operating within statistical control limits.

The sampling locations, field observations, and analytical results are listed on Table 1 (Attachment B). The laboratory analytical results are also attached (Attachment C). Laboratory results and exposure data for the spike samples are also included in Attachment C.

Our professional services have been performed in accordance with customary principles and practices in the field of industrial hygiene and engineering. If you have any questions or comments regarding this report, please feel free to contact me at (410) 316-7800.

Sincerely,



James M. Mouldale  
Radon Measurement Specialist  
KCI Technologies, Inc.

Attachments:      A- Floor Plan with Test Locations  
                          B- Table 1-Radon Test Summary Spreadsheet  
                          C- Laboratory Analytical Results

# ATTACHMENT A

## Floor Plan With Test Locations

**Table Notes:**

AC- Activated Charcoal

ACI- Air Chek, Inc.

D- Duplicate

FB- Field Blank

KCI- KCI Technologies, Inc.

OB- Office Blank\*

PM- Project Manager

QC- Quality Control

\*Office blanks were submitted at a rate of 1% for all samples deployed in Phase 10 testing. Office blanks were not submitted under each school individually.

<b>Radon Testing Results</b>		
<b>Gaithersburg High School</b>		
<b>Test Period: 02/29/16-03/03/16</b>		
<b>Kit Number</b>	<b>Room / Area</b>	<b>Result</b>
7719483	1008	1.8
7732189	1008	0.8
7719489	1008	3.9
7731438	1027	< 0.3
7719486	1107	< 0.3
7729857	1110	< 0.3
7732101	1111	< 0.3
7719491	1117	< 0.3
7717383	1150	< 0.3
7719178	1150	< 0.3
7717387	1158	< 0.3
7719485	1162	< 0.3
7732199	3072	< 0.3

Table Note:

\* Missing or Compromised Sample

<b>Radon Testing Results</b>		
<b>Gaithersburg High School</b>		
<b>Test Period: 02/29/16-03/03/16</b>		
<b>Kit Number</b>	<b>QC Type</b>	<b>Result</b>
7719484	D (1008)	0.6
7731155	D (3072)	< 0.3
7732192	FB (3072)	< 0.3

Table Note:

\* Missing or Compromised Sample

# ATTACHMENT C

## Laboratory Analytical Results

---

March 16, 2016 **\*\* LABORATORY ANALYSIS REPORT \*\***

---

Radon test result report for:  
**GAITHERSBURG HIGH SCHOOL  
MAIN**

---

Kit #	Room Id	Started	Ended	pCi/L	Analyzed
7719483	1008	2016-02-29 @ 10:00 am	2016-03-03 @ 9:00 am	1.8 ± 0.4	2016-03-07
7719484	1008	2016-02-29 @ 10:00 am	2016-03-03 @ 9:00 am	0.6 ± 0.3	2016-03-07
7719489	1008	2016-02-29 @ 10:00 am	2016-03-03 @ 9:00 am	3.9 ± 0.5	2016-03-07
7732189	1008	2016-02-29 @ 10:00 am	2016-03-03 @ 9:00 am	0.8 ± 0.3	2016-03-07
7731438	1027	2016-02-29 @ 10:00 am	2016-03-03 @ 9:00 am	< 0.3	2016-03-07
7719486	1107	2016-02-29 @ 9:00 am	2016-03-03 @ 8:00 am	< 0.3	2016-03-07
7729857	1110	2016-02-29 @ 10:00 am	2016-03-03 @ 9:00 am	< 0.3	2016-03-07
7732101	1111	2016-02-29 @ 9:00 am	2016-03-03 @ 8:00 am	< 0.3	2016-03-07
7719491	1117	2016-02-29 @ 10:00 am	2016-03-03 @ 9:00 am	< 0.3	2016-03-07
7717383	1150	2016-02-29 @ 9:00 am	2016-03-03 @ 8:00 am	< 0.3	2016-03-07
7719178	1150	2016-02-29 @ 9:00 am	2016-03-03 @ 8:00 am	< 0.3	2016-03-07
7717387	1158	2016-02-29 @ 9:00 am	2016-03-03 @ 8:00 am	< 0.3	2016-03-07
7719485	1162	2016-02-29 @ 9:00 am	2016-03-03 @ 8:00 am	< 0.3	2016-03-07
7731155	3072	2016-02-29 @ 10:00 am	2016-03-03 @ 9:00 am	< 0.3	2016-03-07
7732192	3072	2016-02-29 @ 10:00 am	2016-03-03 @ 9:00 am	< 0.3	2016-03-07
7732199	3072	2016-02-29 @ 10:00 am	2016-03-03 @ 9:00 am	< 0.3	2016-03-07



---

March 16, 2016 **\*\* LABORATORY ANALYSIS REPORT \*\***

---

Radon test result report for:  
**MCPS Radon  
Phase 10 Office Blanks**

---

<b>Kit #</b>	<b>Room Id</b>	<b>Started</b>	<b>Ended</b>	<b>pCi/L</b>	<b>Analyzed</b>
7726881	0	2016-02-29 @ 12:00 pm	2016-03-03 @ 12:00 pm	< 0.3	2016-03-07
7735197	0	2016-02-29 @ 12:00 pm	2016-03-03 @ 12:00 pm	< 0.3	2016-03-07

---

Air Chek, Inc. 1936 Butler Bridge Rd, Mills River, NC 28759-3892 Phone: (828) 684-0893 Fax: (828) 684-8498

---

March 22, 2016 **\*\* LABORATORY ANALYSIS REPORT \*\***

---

Radon test result report for:  
**TRANSIT - PHASE 10 & 11**  
**MAIN**

---

<b>Kit #</b>	<b>Room Id</b>	<b>Started</b>	<b>Ended</b>	<b>pCi/L</b>	<b>Analyzed</b>
7735300	1	2016-03-18 @ 4:00 pm	2016-03-21 @ 4:00 pm	< 0.3	2016-03-22
7735296	2	2016-03-18 @ 4:00 pm	2016-03-21 @ 4:00 pm	< 0.3	2016-03-22
7735294	3	2016-03-18 @ 4:00 pm	2016-03-21 @ 4:00 pm	< 0.3	2016-03-22

---

Air Chek, Inc. 1936 Butler Bridge Rd, Mills River, NC 28759-3892 Phone: (828) 684-0893 Fax: (828) 684-8498

February  
15,  
2016

**\*\* LABORATORY ANALYSIS  
REPORT \*\***

Spike Sample Laboratory Results

Radon test result report for:  
**MCPS**

<b>Kit #</b>	<b>Room Id</b>	<b>Started</b>	<b>Ended</b>	<b>pCi/L</b>	<b>Analyzed</b>
7718273	101A	2016-01-30 @ 9:00 am	2016-02-01 @ 9:00 am	6.5 ± 0.6	2016-02-04
7718281	102B	2016-01-30 @ 9:00 am	2016-02-01 @ 9:00 am	6.4 ± 0.6	2016-02-04
7718282	103C	2016-01-30 @ 9:00 am	2016-02-01 @ 9:00 am	6.3 ± 0.6	2016-02-04
7718288	104D	2016-01-30 @ 9:00 am	2016-02-01 @ 9:00 am	6.7 ± 0.6	2016-02-04
7718289	105E	2016-01-30 @ 9:00 am	2016-02-01 @ 9:00 am	6.6 ± 0.6	2016-02-04
7718291	106F	2016-01-30 @ 9:00 am	2016-02-01 @ 9:00 am	6.5 ± 0.6	2016-02-04

Air Chek, Inc. 1936 Butler Bridge Rd, Mills River, NC 28759-3892 Phone: (828) 684-0893 Fax: (828) 684-8498

Note: Spike samples are test canisters that are deliberately exposed to a controlled high level of radon in a laboratory. They provide a quality control measure in the testing process and do NOT reflect radon levels in the building being tested.

**EXPOSURE IN BOWSER-MORNER RADON CHAMBER**

CLIENT KCF Technologies Inc. Job Number 173704

NOMINAL Conditions: Radon Conc 5.9 pCi/L Rel. Hum 45.9 % Temp. 79.0 F

Date Start: 11/30/16 Date Stop: 2/1/16 Date Start: \_\_\_\_\_ Date Stop: \_\_\_\_\_

Time Start: 0926 Time Stop: 0926 Time Start: \_\_\_\_\_ Time Stop: \_\_\_\_\_

Device No.'s: (6) Char. Bags - Device No.'s: \_\_\_\_\_

7718281, 7718282, 7718291, \_\_\_\_\_

7718288, 7718289, 7718273 \_\_\_\_\_

ε3 Left

Date Start: \_\_\_\_\_ Date Stop: \_\_\_\_\_ Date Start: \_\_\_\_\_ Date Stop: \_\_\_\_\_

Time Start: \_\_\_\_\_ Time Stop: \_\_\_\_\_ Time Start: \_\_\_\_\_ Time Stop: \_\_\_\_\_

Device No.'s: \_\_\_\_\_ Device No.'s: \_\_\_\_\_

Date Start: \_\_\_\_\_ Date Stop: \_\_\_\_\_ Date Start: \_\_\_\_\_ Date Stop: \_\_\_\_\_

Time Start: \_\_\_\_\_ Time Stop: \_\_\_\_\_ Time Start: \_\_\_\_\_ Time Stop: \_\_\_\_\_

Device No.'s: \_\_\_\_\_ Device No.'s: \_\_\_\_\_

**Note: All times are in 24-hour (military) notation, Eastern Standard Time (EST)  
Background = 7 μR/h Elevation = 820 ft**



## Radon Test Kit Chain of Custody

Project Name: MCPS Radon Phase 10

Name of Schools:

1. Clarksburg Annex
2. Gaithersburg HS
3. Garrett Park Annex
4. Fields Road ES
5. Whitman HS
6. Rockview ES
7. Whittier Woods
8. Roscoe Nix ES
9. Clearspring ES
10. Key MS

---

	Date	Initials
Radon Test Kits Deployed	2/29/16	JM
Radon Test Kits Collected	3/3/16	JM
Radon Test Kits Shipped to Lab*	3/3/16	JM
Radon Test Kits Received by Lab*	3/7/16	JM

\*All samples sent to Air Check, Inc., 1936 Butler Bridge Rd, Mills River, NC 28759



## MCPS RADON TESTING

### Executive Summary: Gaithersburg High School

Date of Test Report:	1/28/2016
Round of Testing:	Initial Follow-up Post Remediation
# Rooms Tested:	162
# Rooms $\geq$ 4.0 pCi/L:	0
Low Value:	< 0.3
High Value:	3.4

#### Project Status:

Initial testing completed; missing or compromised samples need re-test.



January 28, 2016

Mr. Richard Cox  
Indoor Air Quality Team Leader  
Montgomery County Public Schools  
850 Hungerford Drive  
Rockville, MD 20850

Re: **Radon Testing Services**  
KCI Job # 12146341.22

Location: Gaithersburg High School  
101 Education Blvd.  
Gaithersburg, MD 20877

Dear Mr. Cox:

KCI Technologies, Inc. (KCI) is pleased to submit the following report to the Montgomery County Public Schools (MCPS) pursuant to completing a “short-term” 3 day radon test for the Gaithersburg High School, located at 101 Education Blvd. in Gaithersburg, Maryland 20877 (subject site).

**Scope of Services:**

KCI conducted radon testing at the subject site to evaluate indoor radon levels relative to the USEPA's recommended action level of 4.0 picocuries per Liter (pCi/L) - the level at which EPA recommends that schools take action to reduce the level. KCI conducted the radon testing in accordance with American Association of Radon Scientists and Technologists (AARST) *Protocol for Conducting Measurements of Radon and Radon Decay Products in Schools and Large Buildings*. A National Radon Safety Board (NRSB) Radon Measurement Specialist (certification #14SS056) supervised the testing. Additional information on radon management and the health effects of radon exposure is available from [www.montgomerycountymd.gov/dep/air/radon](http://www.montgomerycountymd.gov/dep/air/radon) or [www.epa.gov/radon](http://www.epa.gov/radon).

KCI visited the site on January 4, 2016 and deployed one hundred and sixty-two (162) activated charcoal (AC) radon test kits. KCI deployed radon test kits in frequently-occupied ground contact rooms, and other areas, (if applicable) in accordance with AARST guidance. A floor plan map of the building with the test locations is included as Attachment A of this report.

As a quality control measure, KCI included duplicate samples, field blanks, lab transit blanks, and office blanks in accordance with AARST recommendations. In addition, KCI submitted six (6) test kits to Bowser-Morner, Inc. as spike samples. The spiked tests were exposed to a known radon concentration by Bowser-Morner prior to being returned to the laboratory for analysis.

KCI returned to the site on January 7, 2016 to retrieve the radon sampling test kits. KCI shipped all radon tests via overnight delivery to Airchek, Inc. for analysis by gamma-ray spectroscopy. Airchek, Inc. is a NRSB certified analytical laboratory for radon analysis (certification # ARL1402) located at 1936 Butler

Bridge Road, Mills River, North Carolina.

**Evaluation of Testing Conditions:**

The operating condition that represents the greatest amount of significantly occupied time for this building is; heating active, with outdoor temperature averages  $\leq 65^{\circ}$  F.

KCI concludes that the test period reasonably represents normal conditions when the building is significantly occupied. Clear characterization of the radon hazard is most likely to be observed under this normal operating condition. Based on the evaluation of test conditions, this test should reasonably characterize radon hazards.

KCI also conducted observations of field conditions which could affect the results of the test and compiled weather data for the testing period. KCI recorded observations of the following conditions in each room at the time of deployment and collection of the radon test kits:

- Indoor temperature,
- HVAC Operation,
- Dehumidifier operation,
- Humidifier operation,
- Ceiling fan operation, and
- Open windows or doors.

**Results:**

The results of the radon test analysis indicated the following:

<b>Radon Concentration</b>	<b>Room</b>	<b>Result</b>
$\geq 4.0$ pCi/L	none	n/a
$< 4.0$ pCi/L	See Attachment B	

Notes:  
D- Duplicate sample

All field blanks, office blank, and lab transit blanks had test results of less than the laboratory detection limit of 0.3 pCi/L. Review of the duplicate sample analysis indicates that adequate laboratory measurement precision was achieved. The Spike sample analysis results indicate the laboratory is operating within statistical control limits.

The sampling locations, field observations, and analytical results are listed on Table 1 (Attachment B). The laboratory analytical results are also attached (Attachment C). Laboratory results and exposure data for the spike samples are also included in Attachment C.

Our professional services have been performed in accordance with customary principles and practices in the field of industrial hygiene and engineering. If you have any questions or comments regarding this report, please feel free to contact me at (410) 316-7800.



Sincerely,

James M. Mouldale  
Radon Measurement Specialist  
KCI Technologies, Inc.

Attachments:      A- Floor Plan with Test Locations  
                          B- Table 1-Radon Test Summary Spreadsheet  
                          C- Laboratory Analytical Results

# ATTACHMENT A

## Floor Plan With Test Locations

# ATTACHMENT B

## Radon Test Summary Spreadsheet

**Table Notes:**

AC- Activated Charcoal

ACI- Air Chek, Inc.

D- Duplicate

FB- Field Blank

KCI- KCI Technologies, Inc.

OB- Office Blank

PM- Project Manager

QC- Quality Control

<b>Radon Testing Results</b>		
<b>Gaithersburg H.S.</b>		
<b>Test Period: 01/04/16-01/07/16</b>		
<b>Kit Number</b>	<b>Room / Area</b>	<b>Result</b>
7720001	1000	0.6
7720020	1001	< 0.3
7720019	1002	0.6
7720042	1015	< 0.3
7720039	1017	1
7720119	1018	1.4
7720054	1021	< 0.3
7720128	1025	< 0.3
7720117	1035	1.9
7720116	1039	3.4
7720121	1043	1.6
7720127	1050	1.2
7720108	1063	0.5
7720107	1067	< 0.3
7720106	1069	< 0.3
7720110	1071	0.7
7720102	1075	< 0.3
7720103	1077	0.6
7720111	1078	< 0.3
7720112	1080	< 0.3
7720114	1082	0.7
7720095	1083	0.7
7720093	1087	< 0.3
7720096	1090	< 0.3
7720092	1091	< 0.3
7720099	1092	< 0.3
7720089	1095	0.5
7720088	1102	0.9
7720133	1104	< 0.3
7720135	1106	< 0.3
7720136	1108	0.5
7720137	1112	0.7
7720138	1113	< 0.3
7720141	1114	< 0.3
7720139	1115	< 0.3
7720142	1118	0.8
7720087	1120	0.6
7720083	1122	0.6
7720086	1123	0.6
7720082	1124	0.7
7720081	1125	< 0.3
7720079	1126	0.7
7720078	1126	0.8
7720080	1129	< 0.3
7720073	1131	< 0.3
7720074	1136	0.8

Table Note:

\* Missing or Compromised Sample

<b>Radon Testing Results</b>		
<b>Gaithersburg H.S.</b>		
<b>Test Period: 01/04/16-01/07/16</b>		
<b>Kit Number</b>	<b>Room / Area</b>	<b>Result</b>
7720071	1137	< 0.3
7720075	1138	< 0.3
7720077	1142	0.7
7720076	1144	< 0.3
7720065	1149	< 0.3
7720069	1150	< 0.3
7720068	1152	0.7
7720062	1153	< 0.3
7720067	1154	< 0.3
7720066	1156	0.6
7720059	1157	< 0.3
7720057	1160	< 0.3
7720055	1161	< 0.3
7720148	2001	< 0.3
7720149	2003	< 0.3
7720144	2087	0.7
7720143	2088	< 0.3
7720145	2090	< 0.3
7720146	2091	< 0.3
7720147	2092	< 0.3
7720159	3073	< 0.3
7720158	3073	< 0.3
7720156	3074	< 0.3
7720157	3075	0.6
7720154	3076	< 0.3
7720155	3077	< 0.3
7720153	3078	< 0.3
7720003	1000A	< 0.3
7720004	1000C	< 0.3
7720007	1000D	< 0.3
7720008	1000E	0.7
7720009	1000F	0.7
7720011	1000M	< 0.3
7720012	1000P	< 0.3
7720013	1000R	< 0.3
7720014	1000S	0.9
7720017	1000V	0.7
7720018	1000Y	< 0.3
7720021	1001A	0.7
7720022	1001B	0.8
7720025	1001C	0.9
7720027	1001D	0.9
7720028	1001E	0.7
7720030	1001F	0.7
7720032	1001G	0.9
7720034	1001H	0.9
7720035	1001J	0.6
7720010	1001J	0.6
7720036	1001K	0.7
7720037	1001L	0.7

Table Note:

\* Missing or Compromised Sample

<b>Radon Testing Results</b>		
<b>Gaithersburg H.S.</b>		
<b>Test Period: 01/04/16-01/07/16</b>		
<b>Kit Number</b>	<b>Room / Area</b>	<b>Result</b>
7720038	1001M	0.5
7720033	1001R	< 0.3
7720031	1001S	< 0.3
7720026	1001U	0.9
7720124	* 1008 (Missing)	0
7720126	* 1008 (Tampered)	1.7
7720125	* 1008 (Tampered)	1.6
7720043	1015A	0.8
7720044	1015B	0.9
7720045	1015C	0.6
7720046	1015E	1.1
7720047	1015H	0.7
7720048	1015J	0.7
7720049	1015K	0.8
7720050	1015L	0.8
7720051	1015N	0.6
7720052	1015P	0.6
7720053	1015R	0.9
7720118	1016A	1.7
7720040	1017A	0.6
7720041	1017B	0.7
7720120	1020A	2.1
7720113	1080A	< 0.3
7720115	1082A	0.6
7720094	1087B	< 0.3
7720098	1090A	< 0.3
7720097	1090E	< 0.3
7720100	1092A	1.2
7720101	1092C	< 0.3
7720129	* 1107 (Open Window)	0.5
7720130	* 1111 (Open Window)	0.6
7720084	1122A	< 0.3
7720070	* 1150 (Missing)	0
7720064	* 1158 (Missing)	0
7720058	1160C	< 0.3
7720056	* 1162 (Missing)	0
7720150	2004D	0.7
7720152	2004F	0.9
7720151	2004H	0.7
7720160	* 3072 (Missing)	0

Table Note:

\* Missing or Compromised Sample

<b>Radon Testing Results</b>		
<b>Gaithersburg H.S.</b>		
<b>Test Period: 01/04/16-01/07/16</b>		
<b>Kit Number</b>	<b>QC Type</b>	<b>Result</b>
7720002	D (1000)	0.6
7720005	D (1000C)	0.7
7720015	D (1000S)	0.7
7720023	D (1001)	0.6
7720029	D (1001E)	0.8
7720122	D (1016A)	1.6
7720109	D (1063)	< 0.3
7720104	D (1077)	< 0.3
7720090	D (1095)	0.6
7720134	D (1104)	< 0.3
7720131	* D (1111:Open Window)	0.5
7720140	D (1115)	< 0.3
7720085	D (1122)	0.6
7720072	D (1137)	< 0.3
7720063	D (1153)	< 0.3
7720060	D (1157)	0.7
7720006	FB (1000C)	< 0.3
7720016	FB (1000S)	< 0.3
7720024	FB (1001)	< 0.3
7720123	FB (1016A)	< 0.3
7720105	FB (1077)	< 0.3
7720091	FB (1095)	< 0.3
7720132	* FB (1111:Open Window)	< 0.3
7720061	FB (1157)	< 0.3
7720162	OB (0)	< 0.3
7720161	OB (0)	< 0.3

Table Note:

\* Missing or Compromised Sample



# ATTACHMENT C

## Laboratory Analytical Results

January 25, 2016  
\***LABORATORY ANALYSIS**  
**REPORT** \*\*

Radon test result report for:  
**GAITHERSBURG H.S.**  
**MAIN**

Kit #	Room Id	Started	Ended	pCi/L	Analyzed
7720161	0	2016-01-04 @ 6:00 pm	2016-01-07 @ 3:00 pm	< 0.3	2016-01-11
7720162	0	2016-01-04 @ 6:00 pm	2016-01-07 @ 3:00 pm	< 0.3	2016-01-11
7720001	1000	2016-01-04 @ 1:00 pm	2016-01-07 @ 11:00 am	0.6 ± 0.3	2016-01-11
7720002	1000	2016-01-04 @ 1:00 pm	2016-01-07 @ 11:00 am	0.6 ± 0.3	2016-01-11
7720003	1000A	2016-01-04 @ 1:00 pm	2016-01-07 @ 11:00 am	< 0.3	2016-01-11
7720004	1000C	2016-01-04 @ 1:00 pm	2016-01-07 @ 11:00 am	< 0.3	2016-01-11
7720005	1000C	2016-01-04 @ 1:00 pm	2016-01-07 @ 11:00 am	0.7 ± 0.3	2016-01-11
7720006	1000C	2016-01-04 @ 1:00 pm	2016-01-07 @ 11:00 am	< 0.3	2016-01-11
7720007	1000D	2016-01-04 @ 1:00 pm	2016-01-07 @ 12:00 pm	< 0.3	2016-01-12
7720008	1000E	2016-01-04 @ 1:00 pm	2016-01-07 @ 12:00 pm	0.7 ± 0.3	2016-01-11
7720009	1000F	2016-01-04 @ 1:00 pm	2016-01-07 @ 12:00 pm	0.7 ± 0.3	2016-01-11
7720011	1000M	2016-01-04 @ 1:00 pm	2016-01-07 @ 12:00 pm	< 0.3	2016-01-12
7720012	1000P	2016-01-04 @ 1:00 pm	2016-01-07 @ 12:00 pm	< 0.3	2016-01-12
7720013	1000R	2016-01-04 @ 1:00 pm	2016-01-07 @ 12:00 pm	< 0.3	2016-01-11
7720014	1000S	2016-01-04 @ 1:00 pm	2016-01-07 @ 12:00 pm	0.9 ± 0.3	2016-01-11
7720016	1000S	2016-01-04 @ 1:00 pm	2016-01-07 @ 12:00 pm	< 0.3	2016-01-11
7720015	1000S	2016-01-04 @ 1:00 pm	2016-01-07 @ 12:00 pm	0.7 ± 0.4	2016-01-12
7720017	1000V	2016-01-04 @ 1:00 pm	2016-01-07 @ 12:00 pm	0.7 ± 0.3	2016-01-11
7720018	1000Y	2016-01-04 @ 1:00 pm	2016-01-07 @ 12:00 pm	< 0.3	2016-01-11
7720020	1001	2016-01-04 @ 2:00 pm	2016-01-07 @ 12:00 pm	< 0.3	2016-01-11
7720023	1001	2016-01-04 @ 2:00 pm	2016-01-07 @ 12:00 pm	0.6 ± 0.3	2016-01-11
7720024	1001	2016-01-04 @ 2:00 pm	2016-01-07 @ 12:00 pm	< 0.3	2016-01-11
7720021	1001A	2016-01-04 @ 2:00 pm	2016-01-07 @ 12:00 pm	0.7 ± 0.3	2016-01-11
7720022	1001B	2016-01-04 @ 2:00 pm	2016-01-07 @ 12:00 pm	0.8 ± 0.3	2016-01-11
7720025	1001C	2016-01-04 @ 2:00 pm	2016-01-07 @ 12:00 pm	0.9 ± 0.3	2016-01-11
7720027	1001D	2016-01-04 @ 2:00 pm	2016-01-07 @ 12:00 pm	0.9 ± 0.4	2016-01-12
7720028	1001E	2016-01-04 @ 2:00 pm	2016-01-07 @ 12:00 pm	0.7 ± 0.3	2016-01-11
7720029	1001E	2016-01-04 @ 2:00 pm	2016-01-07 @ 12:00 pm	0.8 ± 0.3	2016-01-11
7720030	1001F	2016-01-04 @ 2:00 pm	2016-01-07 @ 12:00 pm	0.7 ± 0.3	2016-01-11
7720032	1001G	2016-01-04 @ 2:00 pm	2016-01-07 @ 12:00 pm	0.9 ± 0.4	2016-01-12
7720034	1001H	2016-01-04 @ 2:00 pm	2016-01-07 @ 12:00 pm	0.9 ± 0.4	2016-01-12
7720010	1001J	2016-01-04 @ 2:00 pm	2016-01-07 @ 12:00 pm	0.6 ± 0.3	2016-01-11
7720035	1001J	2016-01-04 @ 2:00 pm	2016-01-07 @ 12:00 pm	0.6 ± 0.3	2016-01-11
7720036	1001K	2016-01-04 @ 2:00 pm	2016-01-07 @ 12:00 pm	0.7 ± 0.3	2016-01-11
7720037	1001L	2016-01-04 @ 2:00 pm	2016-01-07 @ 12:00 pm	0.7 ± 0.3	2016-01-11
7720038	1001M	2016-01-04 @ 2:00 pm	2016-01-07 @ 12:00 pm	0.5 ± 0.3	2016-01-11
7720033	1001R	2016-01-04 @ 2:00 pm	2016-01-07 @ 12:00 pm	< 0.3	2016-01-11

January 25, 2016  
**LABORATORY ANALYSIS REPORT**

Radon test result report for:  
**GAITHERSBURG H.S.**  
**MAIN**

Kit #	Room Id	Started	Ended	pCi/L	Analyzed
7720031	1001S	2016-01-04 @ 2:00 pm	2016-01-07 @ 12:00 pm	< 0.3	2016-01-11
7720026	1001U	2016-01-04 @ 2:00 pm	2016-01-07 @ 12:00 pm	0.9 ± 0.3	2016-01-12
7720019	1002	2016-01-04 @ 2:00 pm	2016-01-07 @ 12:00 pm	0.6 ± 0.3	2016-01-11
7720124	1008	@	@		
7720125	1008	2016-01-04 @ 4:00 pm	2016-01-07 @ 1:00 pm	1.6 ± 0.3	2016-01-11
7720126	1008	2016-01-04 @ 4:00 pm	2016-01-07 @ 1:00 pm	1.7 ± 0.3	2016-01-11
7720042	1015	2016-01-04 @ 2:00 pm	2016-01-07 @ 12:00 pm	< 0.3	2016-01-11
7720043	1015A	2016-01-04 @ 2:00 pm	2016-01-07 @ 12:00 pm	0.8 ± 0.4	2016-01-12
7720044	1015B	2016-01-04 @ 2:00 pm	2016-01-07 @ 12:00 pm	0.9 ± 0.3	2016-01-11
7720045	1015C	2016-01-04 @ 2:00 pm	2016-01-07 @ 12:00 pm	0.6 ± 0.3	2016-01-11
7720046	1015E	2016-01-04 @ 2:00 pm	2016-01-07 @ 12:00 pm	1.1 ± 0.3	2016-01-11
7720047	1015H	2016-01-04 @ 2:00 pm	2016-01-07 @ 12:00 pm	0.7 ± 0.3	2016-01-11
7720048	1015J	2016-01-04 @ 2:00 pm	2016-01-07 @ 12:00 pm	0.7 ± 0.3	2016-01-11
7720049	1015K	2016-01-04 @ 2:00 pm	2016-01-07 @ 12:00 pm	0.8 ± 0.3	2016-01-12
7720050	1015L	2016-01-04 @ 2:00 pm	2016-01-07 @ 12:00 pm	0.8 ± 0.3	2016-01-11
7720051	1015N	2016-01-04 @ 2:00 pm	2016-01-07 @ 12:00 pm	0.6 ± 0.3	2016-01-11
7720052	1015P	2016-01-04 @ 2:00 pm	2016-01-07 @ 12:00 pm	0.6 ± 0.3	2016-01-12
7720053	1015R	2016-01-04 @ 2:00 pm	2016-01-07 @ 12:00 pm	0.9 ± 0.3	2016-01-11
7720118	1016A	2016-01-04 @ 4:00 pm	2016-01-07 @ 1:00 pm	1.7 ± 0.3	2016-01-11
7720122	1016A	2016-01-04 @ 4:00 pm	2016-01-07 @ 1:00 pm	1.6 ± 0.3	2016-01-11
7720123	1016A	2016-01-04 @ 4:00 pm	2016-01-07 @ 1:00 pm	< 0.3	2016-01-11
7720039	1017	2016-01-04 @ 2:00 pm	2016-01-07 @ 12:00 pm	1.0 ± 0.4	2016-01-12
7720040	1017A	2016-01-04 @ 2:00 pm	2016-01-07 @ 12:00 pm	0.6 ± 0.3	2016-01-11
7720041	1017B	2016-01-04 @ 2:00 pm	2016-01-07 @ 12:00 pm	0.7 ± 0.3	2016-01-11
7720119	1018	2016-01-04 @ 4:00 pm	2016-01-07 @ 1:00 pm	1.4 ± 0.3	2016-01-11
7720120	1020A	2016-01-04 @ 4:00 pm	2016-01-07 @ 1:00 pm	2.1 ± 0.4	2016-01-11
7720054	1021	2016-01-04 @ 2:00 pm	2016-01-07 @ 12:00 pm	< 0.3	2016-01-11
7720128	1025	2016-01-04 @ 4:00 pm	2016-01-07 @ 1:00 pm	< 0.3	2016-01-11
7720117	1035	2016-01-04 @ 4:00 pm	2016-01-07 @ 12:00 pm	1.9 ± 0.3	2016-01-11
7720116	1039	2016-01-04 @ 4:00 pm	2016-01-07 @ 1:00 pm	3.4 ± 0.4	2016-01-11
7720121	1043	2016-01-04 @ 4:00 pm	2016-01-07 @ 1:00 pm	1.6 ± 0.3	2016-01-11
7720127	1050	2016-01-04 @ 4:00 pm	2016-01-07 @ 1:00 pm	1.2 ± 0.3	2016-01-11
7720108	1063	2016-01-04 @ 4:00 pm	2016-01-07 @ 1:00 pm	0.5 ± 0.3	2016-01-11
7720109	1063	2016-01-04 @ 4:00 pm	2016-01-07 @ 1:00 pm	< 0.3	2016-01-11
7720107	1067	2016-01-04 @ 4:00 pm	2016-01-07 @ 1:00 pm	< 0.3	2016-01-11
7720106	1069	2016-01-04 @ 4:00 pm	2016-01-07 @ 1:00 pm	< 0.3	2016-01-11
7720110	1071	2016-01-04 @ 4:00 pm	2016-01-07 @ 1:00 pm	0.7 ± 0.3	2016-01-11

January 25, 2016  
\*\* LABORATORY ANALYSIS REPORT \*\*

Radon test result report for:  
**GAITHERSBURG H.S.**  
**MAIN**

Kit #	Room Id	Started	Ended	pCi/L	Analyzed
7720102	1075	2016-01-04 @ 4:00 pm	2016-01-07 @ 1:00 pm	< 0.3	2016-01-11
7720103	1077	2016-01-04 @ 4:00 pm	2016-01-07 @ 1:00 pm	0.6 ± 0.3	2016-01-11
7720104	1077	2016-01-04 @ 4:00 pm	2016-01-07 @ 1:00 pm	< 0.3	2016-01-11
7720105	1077	2016-01-04 @ 4:00 pm	2016-01-07 @ 1:00 pm	< 0.3	2016-01-11
7720111	1078	2016-01-04 @ 4:00 pm	2016-01-07 @ 1:00 pm	< 0.3	2016-01-11
7720112	1080	2016-01-04 @ 4:00 pm	2016-01-07 @ 1:00 pm	< 0.3	2016-01-11
7720113	1080A	2016-01-04 @ 4:00 pm	2016-01-07 @ 1:00 pm	< 0.3	2016-01-11
7720114	1082	2016-01-04 @ 4:00 pm	2016-01-07 @ 1:00 pm	0.7 ± 0.3	2016-01-11
7720115	1082A	2016-01-04 @ 4:00 pm	2016-01-07 @ 1:00 pm	0.6 ± 0.3	2016-01-11
7720095	1083	2016-01-04 @ 3:00 pm	2016-01-07 @ 1:00 pm	0.7 ± 0.3	2016-01-12
7720093	1087	2016-01-04 @ 3:00 pm	2016-01-07 @ 1:00 pm	< 0.3	2016-01-11
7720094	1087B	2016-01-04 @ 3:00 pm	2016-01-07 @ 1:00 pm	< 0.3	2016-01-11
7720096	1090	2016-01-04 @ 3:00 pm	2016-01-07 @ 1:00 pm	< 0.3	2016-01-12
7720098	1090A	2016-01-04 @ 3:00 pm	2016-01-07 @ 1:00 pm	< 0.3	2016-01-11
7720097	1090E	2016-01-04 @ 3:00 pm	2016-01-07 @ 1:00 pm	< 0.3	2016-01-11
7720092	1091	2016-01-04 @ 3:00 pm	2016-01-07 @ 1:00 pm	< 0.3	2016-01-11
7720099	1092	2016-01-04 @ 3:00 pm	2016-01-07 @ 1:00 pm	< 0.3	2016-01-11
7720100	1092A	2016-01-04 @ 3:00 pm	2016-01-07 @ 1:00 pm	1.2 ± 0.3	2016-01-11
7720101	1092C	2016-01-04 @ 4:00 pm	2016-01-07 @ 1:00 pm	< 0.3	2016-01-11
7720089	1095	2016-01-04 @ 3:00 pm	2016-01-07 @ 1:00 pm	0.5 ± 0.3	2016-01-11
7720090	1095	2016-01-04 @ 3:00 pm	2016-01-07 @ 1:00 pm	0.6 ± 0.3	2016-01-11
7720091	1095	2016-01-04 @ 3:00 pm	2016-01-07 @ 1:00 pm	< 0.3	2016-01-11
7720088	1102	2016-01-04 @ 3:00 pm	2016-01-07 @ 1:00 pm	0.9 ± 0.3	2016-01-11
7720133	1104	2016-01-04 @ 5:00 pm	2016-01-07 @ 1:00 pm	< 0.3	2016-01-11
7720134	1104	2016-01-04 @ 5:00 pm	2016-01-07 @ 1:00 pm	< 0.3	2016-01-11
7720135	1106	2016-01-04 @ 5:00 pm	2016-01-07 @ 1:00 pm	< 0.3	2016-01-11
7720129	1107	2016-01-04 @ 4:00 pm	2016-01-07 @ 1:00 pm	0.5 ± 0.3	2016-01-11
7720136	1108	2016-01-04 @ 5:00 pm	2016-01-07 @ 1:00 pm	0.5 ± 0.3	2016-01-11
7720130	1111	2016-01-04 @ 5:00 pm	2016-01-07 @ 1:00 pm	0.6 ± 0.3	2016-01-11
7720131	1111	2016-01-04 @ 5:00 pm	2016-01-07 @ 1:00 pm	0.5 ± 0.3	2016-01-11
7720132	1111	2016-01-04 @ 5:00 pm	2016-01-07 @ 1:00 pm	< 0.3	2016-01-11
7720137	1112	2016-01-04 @ 5:00 pm	2016-01-07 @ 1:00 pm	0.7 ± 0.3	2016-01-11
7720138	1113	2016-01-04 @ 5:00 pm	2016-01-07 @ 1:00 pm	< 0.3	2016-01-11
7720141	1114	2016-01-04 @ 5:00 pm	2016-01-07 @ 1:00 pm	< 0.3	2016-01-11
7720139	1115	2016-01-04 @ 5:00 pm	2016-01-07 @ 1:00 pm	< 0.3	2016-01-11
7720140	1115	2016-01-04 @ 5:00 pm	2016-01-07 @ 1:00 pm	< 0.3	2016-01-11
7720142	1118	2016-01-04 @ 5:00 pm	2016-01-07 @ 1:00 pm	0.8 ± 0.3	2016-01-11

January 25, 2016  
**LABORATORY ANALYSIS REPORT**

Radon test result report for:  
**GAITHERSBURG H.S.**  
**MAIN**

Kit #	Room Id	Started	Ended	pCi/L	Analyzed
7720087	1120	2016-01-04 @ 3:00 pm	2016-01-07 @ 1:00 pm	0.6 ± 0.3	2016-01-11
7720083	1122	2016-01-04 @ 3:00 pm	2016-01-07 @ 1:00 pm	0.6 ± 0.3	2016-01-11
7720085	1122	2016-01-04 @ 3:00 pm	2016-01-07 @ 1:00 pm	0.6 ± 0.3	2016-01-11
7720084	1122A	2016-01-04 @ 3:00 pm	2016-01-07 @ 1:00 pm	< 0.3	2016-01-11
7720086	1123	2016-01-04 @ 3:00 pm	2016-01-07 @ 1:00 pm	0.6 ± 0.3	2016-01-11
7720082	1124	2016-01-04 @ 3:00 pm	2016-01-07 @ 1:00 pm	0.7 ± 0.3	2016-01-11
7720081	1125	2016-01-04 @ 3:00 pm	2016-01-07 @ 1:00 pm	< 0.3	2016-01-12
7720079	1126	2016-01-04 @ 3:00 pm	2016-01-07 @ 1:00 pm	0.7 ± 0.3	2016-01-11
7720078	1126	2016-01-04 @ 3:00 pm	2016-01-07 @ 1:00 pm	0.8 ± 0.4	2016-01-12
7720080	1129	2016-01-04 @ 3:00 pm	2016-01-07 @ 1:00 pm	< 0.3	2016-01-11
7720073	1131	2016-01-04 @ 3:00 pm	2016-01-07 @ 1:00 pm	< 0.3	2016-01-11
7720074	1136	2016-01-04 @ 3:00 pm	2016-01-07 @ 12:00 pm	0.8 ± 0.3	2016-01-11
7720071	1137	2016-01-04 @ 3:00 pm	2016-01-07 @ 1:00 pm	< 0.3	2016-01-11
7720072	1137	2016-01-04 @ 3:00 pm	2016-01-07 @ 1:00 pm	< 0.3	2016-01-11
7720075	1138	2016-01-04 @ 3:00 pm	2016-01-07 @ 12:00 pm	< 0.3	2016-01-11
7720077	1142	2016-01-04 @ 3:00 pm	2016-01-07 @ 1:00 pm	0.7 ± 0.3	2016-01-11
7720076	1144	2016-01-04 @ 3:00 pm	2016-01-07 @ 1:00 pm	< 0.3	2016-01-11
7720065	1149	2016-01-04 @ 3:00 pm	2016-01-07 @ 1:00 pm	< 0.3	2016-01-11
7720070	1150	@	@		
7720069	1150	2016-01-04 @ 3:00 pm	2016-01-07 @ 12:00 pm	< 0.3	2016-01-11
7720068	1152	2016-01-04 @ 3:00 pm	2016-01-07 @ 1:00 pm	0.7 ± 0.3	2016-01-11
7720062	1153	2016-01-04 @ 3:00 pm	2016-01-07 @ 12:00 pm	< 0.3	2016-01-12
7720063	1153	2016-01-04 @ 3:00 pm	2016-01-07 @ 12:00 pm	< 0.3	2016-01-12
7720067	1154	2016-01-04 @ 3:00 pm	2016-01-07 @ 1:00 pm	< 0.3	2016-01-12
7720066	1156	2016-01-04 @ 3:00 pm	2016-01-07 @ 1:00 pm	0.6 ± 0.3	2016-01-12
7720059	1157	2016-01-04 @ 3:00 pm	2016-01-07 @ 12:00 pm	< 0.3	2016-01-11
7720061	1157	2016-01-04 @ 3:00 pm	2016-01-07 @ 12:00 pm	< 0.3	2016-01-11
7720060	1157	2016-01-04 @ 3:00 pm	2016-01-07 @ 12:00 pm	0.7 ± 0.3	2016-01-12
7720064	1158	@	@		
7720057	1160	2016-01-04 @ 2:00 pm	2016-01-07 @ 12:00 pm	< 0.3	2016-01-11
7720058	1160C	2016-01-04 @ 2:00 pm	2016-01-07 @ 12:00 pm	< 0.3	2016-01-12
7720055	1161	2016-01-04 @ 2:00 pm	2016-01-07 @ 12:00 pm	< 0.3	2016-01-11
7720056	1162	@	@		
7720148	2001	2016-01-04 @ 5:00 pm	2016-01-07 @ 2:00 pm	< 0.3	2016-01-11
7720149	2003	2016-01-04 @ 5:00 pm	2016-01-07 @ 2:00 pm	< 0.3	2016-01-11
7720150	2004D	2016-01-04 @ 5:00 pm	2016-01-07 @ 2:00 pm	0.7 ± 0.3	2016-01-11
7720152	2004F	2016-01-04 @ 5:00 pm	2016-01-07 @ 2:00 pm	0.9 ± 0.3	2016-01-11

January 25, 2016  
\*\* LABORATORY ANALYSIS REPORT \*\*

Radon test result report for:  
**GAITHERSBURG H.S.**  
**MAIN**

Kit #	Room Id	Started	Ended	pCi/L	Analyzed
7720151	2004H	2016-01-04 @ 5:00 pm	2016-01-07 @ 2:00 pm	0.7 ± 0.3	2016-01-11
7720144	2087	2016-01-04 @ 5:00 pm	2016-01-07 @ 2:00 pm	0.7 ± 0.3	2016-01-11
7720143	2088	2016-01-04 @ 5:00 pm	2016-01-07 @ 2:00 pm	< 0.3	2016-01-11
7720145	2090	2016-01-04 @ 5:00 pm	2016-01-07 @ 2:00 pm	< 0.3	2016-01-11
7720146	2091	2016-01-04 @ 5:00 pm	2016-01-07 @ 2:00 pm	< 0.3	2016-01-11
7720147	2092	2016-01-04 @ 5:00 pm	2016-01-07 @ 2:00 pm	< 0.3	2016-01-11
7720160	3072	@	@		
7720158	3073	2016-01-04 @ 5:00 pm	2016-01-07 @ 2:00 pm	< 0.3	2016-01-11
7720159	3073	2016-01-04 @ 5:00 pm	2016-01-07 @ 2:00 pm	< 0.3	2016-01-11
7720156	3074	2016-01-04 @ 5:00 pm	2016-01-07 @ 2:00 pm	< 0.3	2016-01-11
7720157	3075	2016-01-04 @ 5:00 pm	2016-01-07 @ 2:00 pm	0.6 ± 0.3	2016-01-11
7720154	3076	2016-01-04 @ 5:00 pm	2016-01-07 @ 2:00 pm	< 0.3	2016-01-11
7720155	3077	2016-01-04 @ 5:00 pm	2016-01-07 @ 2:00 pm	< 0.3	2016-01-11
7720153	3078	2016-01-04 @ 5:00 pm	2016-01-07 @ 2:00 pm	< 0.3	2016-01-11

January 15, 2016  
\*\* LABORATORY ANALYSIS REPORT \*\*

Radon test result report for:  
**MCPS PHASE 3 & 4  
TRANSIT BLANKS**

Kit #	Room Id	Started	Ended	pCi/L	Analyzed
7708218	TRANSIT 4	2015-12-18 @ 12:00 pm	2015-12-21 @ 12:00 pm	< 0.3	2015-12-23
7708200	TRANSIT 1	2015-12-18 @ 12:00 pm	2015-12-21 @ 12:00 pm	< 0.3	2015-12-23
7708190	TRANSIT 10	2015-12-18 @ 12:00 pm	2015-12-21 @ 12:00 pm	< 0.3	2015-12-23
7708189	TRANSIT 11	2015-12-18 @ 12:00 pm	2015-12-21 @ 12:00 pm	< 0.3	2015-12-23
7708191	TRANSIT 12	2015-12-18 @ 12:00 pm	2015-12-21 @ 12:00 pm	< 0.3	2015-12-23
7708188	TRANSIT 13	2015-12-18 @ 12:00 pm	2015-12-21 @ 12:00 pm	< 0.3	2015-12-23
7708197	TRANSIT 14	2015-12-18 @ 12:00 pm	2015-12-21 @ 12:00 pm	< 0.3	2015-12-23
7708186	TRANSIT 15	2015-12-18 @ 12:00 pm	2015-12-21 @ 12:00 pm	< 0.3	2015-12-23
7708185	TRANSIT 16	2015-12-18 @ 12:00 pm	2015-12-21 @ 12:00 pm	< 0.3	2015-12-23
7708184	TRANSIT 17	2015-12-18 @ 12:00 pm	2015-12-21 @ 12:00 pm	< 0.3	2015-12-23
7708182	TRANSIT 18	2015-12-18 @ 12:00 pm	2015-12-21 @ 12:00 pm	< 0.3	2015-12-23
7708187	TRANSIT 18	2015-12-18 @ 12:00 pm	2015-12-21 @ 12:00 pm	< 0.3	2015-12-23
7708199	TRANSIT 2	2015-12-18 @ 12:00 pm	2015-12-21 @ 12:00 pm	< 0.3	2015-12-23
7708181	TRANSIT 20	2015-12-18 @ 12:00 pm	2015-12-21 @ 12:00 pm	< 0.3	2015-12-23
7708180	TRANSIT 21	2015-12-18 @ 12:00 pm	2015-12-21 @ 12:00 pm	< 0.3	2015-12-23
7708183	TRANSIT 22	2015-12-18 @ 12:00 pm	2015-12-21 @ 12:00 pm	< 0.3	2015-12-23
7708178	TRANSIT 23	2015-12-18 @ 12:00 pm	2015-12-21 @ 12:00 pm	< 0.3	2015-12-23
7708179	TRANSIT 24	2015-12-18 @ 12:00 pm	2015-12-21 @ 12:00 pm	< 0.3	2015-12-23
7708177	TRANSIT 25	2015-12-18 @ 12:00 pm	2015-12-21 @ 12:00 pm	< 0.3	2015-12-23
7708176	TRANSIT 26	2015-12-18 @ 12:00 pm	2015-12-21 @ 12:00 pm	< 0.3	2015-12-23
7708174	TRANSIT 27	2015-12-18 @ 12:00 pm	2015-12-21 @ 12:00 pm	< 0.3	2015-12-23
7708173	TRANSIT 28	2015-12-18 @ 12:00 pm	2015-12-21 @ 12:00 pm	< 0.3	2015-12-23
7708175	TRANSIT 29	2015-12-18 @ 12:00 pm	2015-12-21 @ 12:00 pm	< 0.3	2015-12-23
7708198	TRANSIT 3	2015-12-18 @ 12:00 pm	2015-12-21 @ 12:00 pm	< 0.3	2015-12-23
7708172	TRANSIT 30	2015-12-18 @ 12:00 pm	2015-12-21 @ 12:00 pm	< 0.3	2015-12-23
7708194	TRANSIT 5	2015-12-18 @ 12:00 pm	2015-12-21 @ 12:00 pm	< 0.3	2015-12-23
7708196	TRANSIT 6	2015-12-18 @ 12:00 pm	2015-12-21 @ 12:00 pm	< 0.3	2015-12-23
7708193	TRANSIT 7	2015-12-18 @ 12:00 pm	2015-12-21 @ 12:00 pm	< 0.3	2015-12-23
7708192	TRANSIT 8	2015-12-18 @ 12:00 pm	2015-12-21 @ 12:00 pm	< 0.3	2015-12-23
7708195	TRANSIT 9	2015-12-18 @ 12:00 pm	2015-12-21 @ 12:00 pm	< 0.3	2015-12-23

December  
23,  
2015

**LABORATORY ANALYSIS  
REPORT \*\***

Spike Sample Laboratory Results

Radon test result report for:  
**MCPS**

Kit #	Room Id	Started	Ended	pCi/L	Analyzed
7706380	101	2015-12-18 @ 9:00 am	2015-12-21 @ 9:00 am	25.2	2015-12-23
7706381	102	2015-12-18 @ 9:00 am	2015-12-21 @ 9:00 am	26.5	2015-12-23
7706208	103	2015-12-18 @ 9:00 am	2015-12-21 @ 9:00 am	27.7	2015-12-23
7705132	104	2015-12-18 @ 9:00 am	2015-12-21 @ 9:00 am	28.6	2015-12-23
7706366	105	2015-12-18 @ 9:00 am	2015-12-21 @ 9:00 am	26.5	2015-12-23
7706211	106	2015-12-18 @ 9:00 am	2015-12-21 @ 9:00 am	26.1	2015-12-23

Air Chek, Inc. 1936 Butler Bridge Rd, Mills River, NC 28759-3892 Phone: (828) 684-0893 Fax: (828) 684-8498

**Note:** Spike samples are test canisters that are deliberately exposed to a controlled high level of radon in a laboratory. They provide a quality control measure in the testing process and do NOT reflect radon levels in the building being tested.



**EXPOSURE IN BOWSER-MORNER RADON CHAMBER**

CLIENT KCI Technologies Inc. Job Number 173224

NOMINAL Conditions: Radon Conc 26.9 pCi/L Rel. Hum 49.6 % Temp. 69.9 F

Date Start: 12/18/15 Date Stop: 12/21/15 Date Start: \_\_\_\_\_ Date Stop: \_\_\_\_\_

Time Start: 0929 Time Stop: 0929 Time Start: \_\_\_\_\_ Time Stop: \_\_\_\_\_

Device No.'s: 7705132, 7706208, Device No.'s: \_\_\_\_\_

7706211, 7706366, \_\_\_\_\_

7706380, 7706381 \_\_\_\_\_

F3 Left

Date Start: \_\_\_\_\_ Date Stop: \_\_\_\_\_ Date Start: \_\_\_\_\_ Date Stop: \_\_\_\_\_

Time Start: \_\_\_\_\_ Time Stop: \_\_\_\_\_ Time Start: \_\_\_\_\_ Time Stop: \_\_\_\_\_

Device No.'s: \_\_\_\_\_ Device No.'s: \_\_\_\_\_

\_\_\_\_\_

\_\_\_\_\_

Date Start: \_\_\_\_\_ Date Stop: \_\_\_\_\_ Date Start: \_\_\_\_\_ Date Stop: \_\_\_\_\_

Time Start: \_\_\_\_\_ Time Stop: \_\_\_\_\_ Time Start: \_\_\_\_\_ Time Stop: \_\_\_\_\_

Device No.'s: \_\_\_\_\_ Device No.'s: \_\_\_\_\_

\_\_\_\_\_

\_\_\_\_\_

**Note: All times are in 24-hour (military) notation, Eastern Standard Time (EST)  
Background = 7 µR/h Elevation = 820 ft**



### Chain of Custody

Project Name: MCPS Radon Phase IV

Name of Schools:

- |                            |                            |                           |
|----------------------------|----------------------------|---------------------------|
| 1. Albert Einstein HS      | 12. Herbert Hoover MS      | 23. Stephen Knolls School |
| 2. Bel Pre ES              | 13. Kohn F. Kennedy HS     | 24. Strathmore ES         |
| 3. Benjamin Banneker MS    | 14. Julius West MS         | 25. Summit Hall ES        |
| 4. Bethesda Chevy Chase HS | 15. Kensington Parkwood ES | 26. Travilah ES           |
| 5. Beverly Farms ES        | 16. Lakewood ES            | 27. Twinbrook ES          |
| 6. Cabin John MS           | 17. Mill Creek ES          | 28. Waters Landing ES     |
| 7. Chevy Chase ES          | 18. Montgomery Blair HS    | 29. Watkins Mill HAS      |
| 8. Farmland ES             | 19. Montgomery Village MS  | 30. Weller Road ES        |
| 9. Forest Oak MS           | 20. Northwood HS           | 31. White Oak MS          |
| 10. Gaithersburg HS        | 21. Paint Branch ES        | 32. Winston Churchill HS  |
| 11. Garrett Park ES        | 22. Rock Creek Forest ES   |                           |

	Date	Initials
Radon Test Kits Deployed	1/4/16	JM
Radon Test Kits Sampled	1/7/16	JM
Radon Test Kits Shipped to Lab*	1/8/16	JM
Radon Test Kits Received by Lab*	1/11/16	JM

\*All samples sent to Air Check, Inc., 1936 Butler Bridge Road, Mills River, NC 28758

Note: tests kits deployed at Montgomery Blair HS 1/4/16 and 1/5/16, test kits sampled at Montgomery Blair HS 1/7/16 and 1/8/16